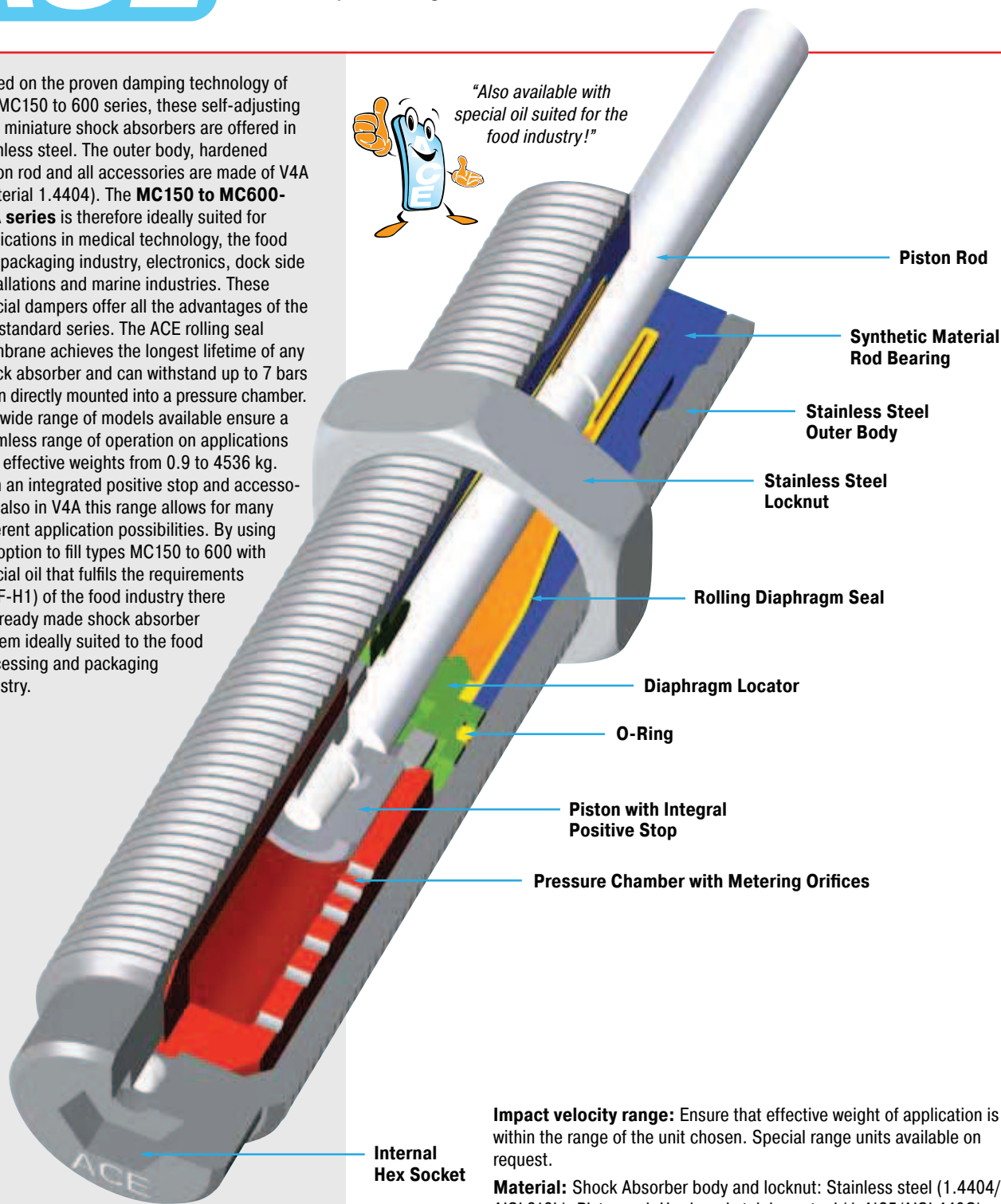


Based on the proven damping technology of the MC150 to 600 series, these self-adjusting ACE miniature shock absorbers are offered in stainless steel. The outer body, hardened piston rod and all accessories are made of V4A (material 1.4404). The **MC150 to MC600-V4A series** is therefore ideally suited for applications in medical technology, the food and packaging industry, electronics, dock side installations and marine industries. These special dampers offer all the advantages of the MC standard series. The ACE rolling seal membrane achieves the longest lifetime of any shock absorber and can withstand up to 7 bars when directly mounted into a pressure chamber. The wide range of models available ensure a seamless range of operation on applications with effective weights from 0.9 to 4536 kg. With an integrated positive stop and accessories also in V4A this range allows for many different application possibilities. By using the option to fill types MC150 to 600 with special oil that fulfils the requirements (NSF-H1) of the food industry there is a ready made shock absorber system ideally suited to the food processing and packaging industry.



"Also available with special oil suited for the food industry!"



Impact velocity range: Ensure that effective weight of application is within the range of the unit chosen. Special range units available on request.

Material: Shock Absorber body and locknut: Stainless steel (1.4404/AISI 316L). Piston rod: Hardened stainless steel (1.4125/AISI 440C). Rolling diaphragm seal: EPDM. Accessories: Stainless steel (1.4404/AISI 316L).

Note: Local contamination can affect the rolling seal and reduce the lifetime. Please contact ACE for a suitable solution.

W₄ capacity rating: (max. energy per hour Nm/hr) If your application exceeds the tabulated W₄ figures consider additional cooling i. e. cylinder exhaust air etc. Ask ACE for further details.

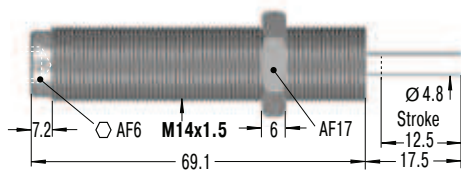
Mounting: In any position. If precise end position datum is required consider use of the optional stop collar type AH.

Operating temperature range: 0 °C to 66 °C

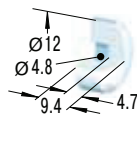
On request: Special oils, seals and special accessories.



MC150EUM-V4A

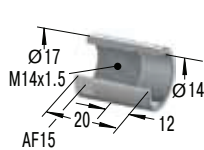


PP150



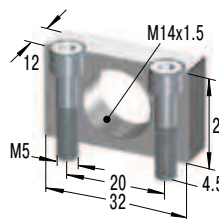
Nylon Button
W₃ max = 14 Nm

AH14-V4A



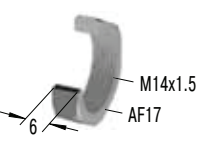
Stop Collar

MB14SC2-V4A



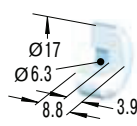
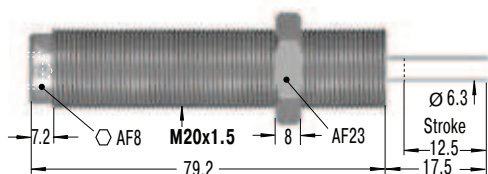
Mounting Block

KM14-V4A



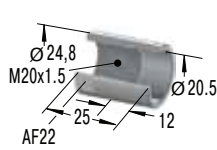
Locknut

MC225EUM-V4A



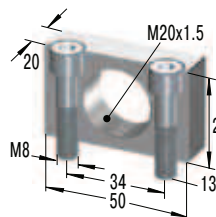
Nylon Button
W₃ max = 33 Nm

AH20-V4A



Stop Collar

MB20SC2-V4A



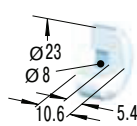
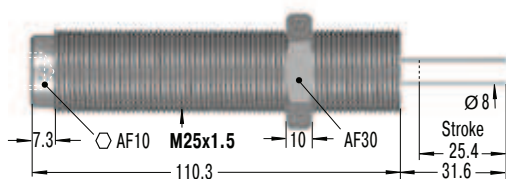
Mounting Block

KM20-V4A



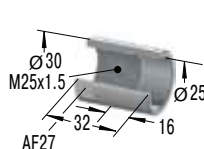
Locknut

MC600EUM-V4A



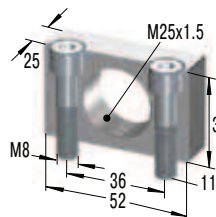
Nylon Button
W₃ max = 68 Nm

AH25-V4A



Stop Collar

MB25SC2-V4A



Mounting Block

KM25-V4A



Locknut

Capacity Chart

Type Part Number	Max. Energy Capacity		Effective Weight me Self-Compensating		Min. Return Force N	Max. Return Force N	Rod Reset Time s	1 Max. Side Load Angle °	Weight kg
	W ₃ Nm/Cycle	W ₄ Nm/h	me min. kg	me max. kg					
MC150EUM-V4A	20	34 000	0.9	10	3	5	0.4	4	0.06
MC150EUMH-V4A	20	34 000	8.6	86	3	5	0.4	4	0.06
MC150EUMH2-V4A	20	34 000	70	200	3	5	0.4	4	0.06
MC150EUMH3-V4A	20	34 000	181	408	3	5	1	4	0.06
MC225EUM-V4A	41	45 000	2.3	25	4	6	0.3	4	0.15
MC225EUMH-V4A	41	45 000	23	230	4	6	0.3	4	0.15
MC225EUMH2-V4A	41	45 000	180	910	4	6	0.3	4	0.15
MC225EUMH3-V4A	41	45 000	816	1 814	4	6	0.3	4	0.15
MC600EUM-V4A	136	68 000	9	136	5	9	0.6	2	0.26
MC600EUMH-V4A	136	68 000	113	1 130	5	9	0.6	2	0.26
MC600EUMH2-V4A	136	68 000	400	2 300	5	9	0.6	2	0.26
MC600EUMH3-V4A	136	68 000	2 177	4 536	5	9	0.6	2	0.26

¹ For applications with higher side load angles please contact ACE.