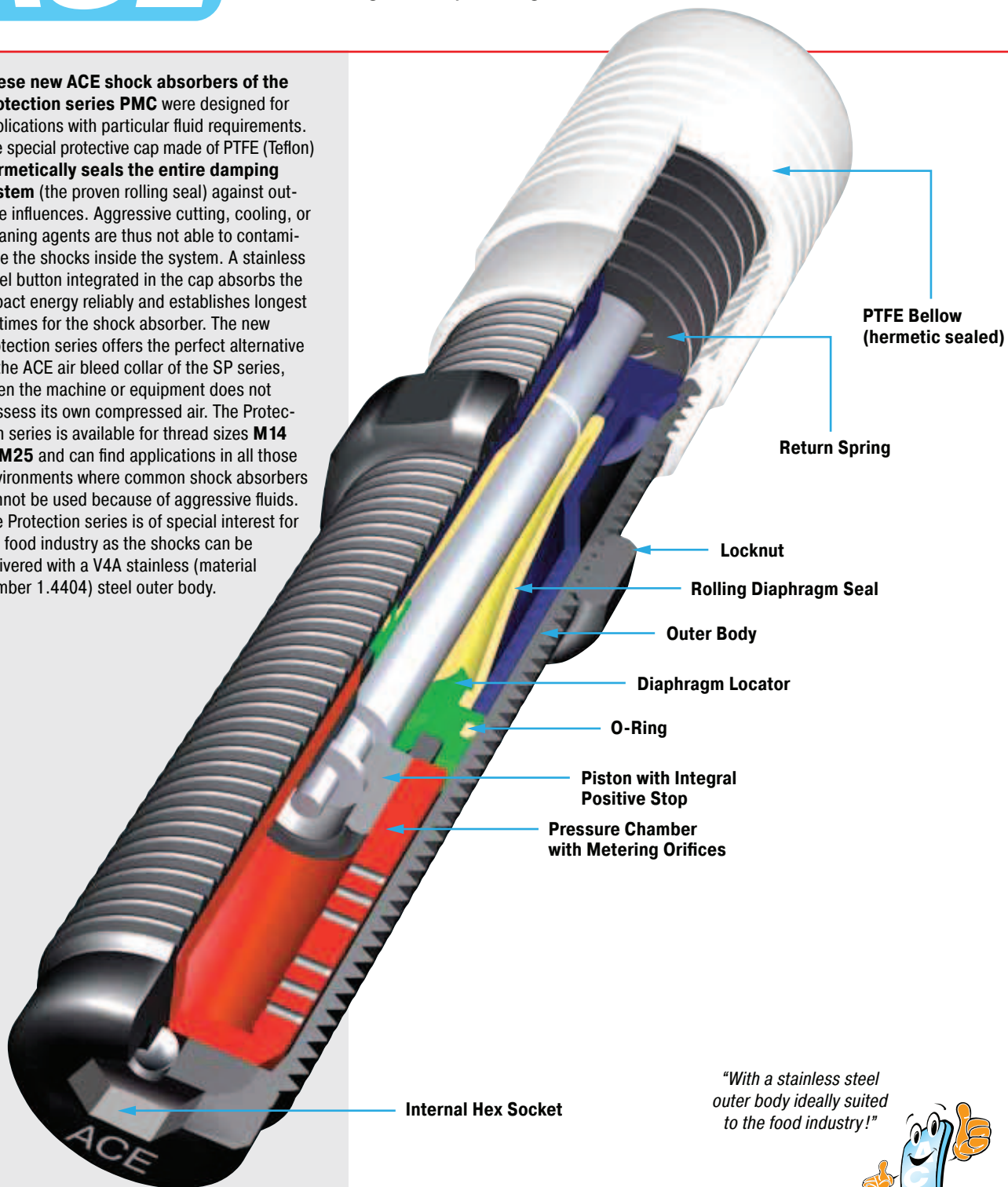


These new ACE shock absorbers of the Protection series PMC were designed for applications with particular fluid requirements. The special protective cap made of PTFE (Teflon) hermetically seals the entire damping system (the proven rolling seal) against outside influences. Aggressive cutting, cooling, or cleaning agents are thus not able to contaminate the shocks inside the system. A stainless steel button integrated in the cap absorbs the impact energy reliably and establishes longest lifetimes for the shock absorber. The new Protection series offers the perfect alternative to the ACE air bleed collar of the SP series, when the machine or equipment does not possess its own compressed air. The Protection series is available for thread sizes M14 to M25 and can find applications in all those environments where common shock absorbers cannot be used because of aggressive fluids. The Protection series is of special interest for the food industry as the shocks can be delivered with a V4A stainless (material number 1.4404) steel outer body.



"With a stainless steel outer body ideally suited to the food industry!"




Impact velocity range: Ensure that effective weight of application is within the range of the unit chosen. Special range units available on request.

Material: Bellow: PTFE. Steel insert: Stainless Steel 1.4404/AISI 316L. Shock absorber body: Nitride hardened steel or stainless steel 1.4404/AISI 316L.

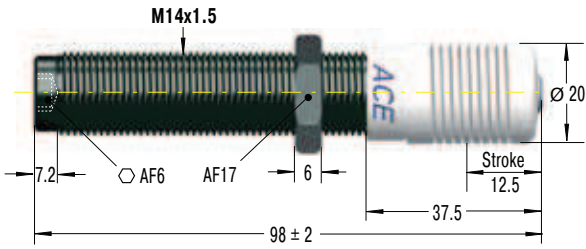
Note: Final preliminary test must be done on the application.

Mounting: In any position


Operating temperature range: 0 °C to 66 °C



PMC150EUM




PMC150EUM-V4A




Dimensions as PMC150EUM

PMC225EUM

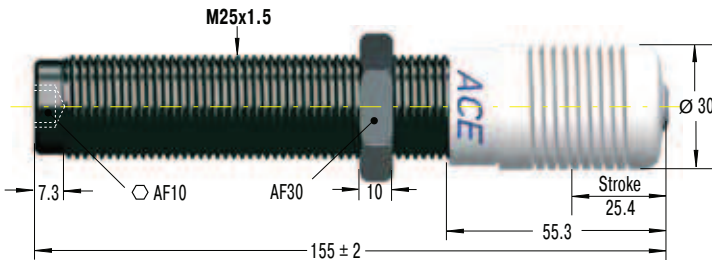


PMC225EUM-V4A



Dimensions as PMC225EUM

PMC600EUM



PMC600EUM-V4A



Dimensions as PMC600EUM

Capacity Chart

Type Part Number	Max. Energy Capacity		Effective Weight me Self-Compensating		Min. Return Force N	Max. Return Force N	Rod Reset Time s	Max. Side Load Angle °	Weight kg
	W ₃ Nm/Cycle	W ₄ Nm/h	me min. kg	me max. kg					
PMC150EUM	20	34 000	0.9	10	5	60	0.4	4	0.08
PMC150EUMH	20	34 000	8.6	86	5	60	0.4	4	0.08
PMC150EUMH2	20	34 000	70	200	5	60	0.4	4	0.08
PMC150EUMH3	20	34 000	181	408	5	60	1	4	0.08
PMC225EUM	41	45 000	2.3	25	5	65	0.3	4	0.17
PMC225EUMH	41	45 000	23	230	5	65	0.3	4	0.17
PMC225EUMH2	41	45 000	180	910	5	65	0.3	4	0.17
PMC225EUMH3	41	45 000	816	1 814	5	65	0.3	4	0.17
PMC600EUM	136	68 000	9	136	5	85	0.6	2	0.32
PMC600EUMH	136	68 000	113	1 130	5	85	0.6	2	0.32
PMC600EUMH2	136	68 000	400	2 300	5	85	0.6	2	0.32
PMC600EUMH3	136	68 000	2 177	4 536	5	85	0.6	2	0.32

Type V4A

PMC150EUM-V4A	20	34 000	0.9	10	5	60	0.4	4	0.08
PMC150EUMH-V4A	20	34 000	8.6	86	5	60	0.4	4	0.08
PMC150EUMH2-V4A	20	34 000	70	200	5	60	0.4	4	0.08
PMC150EUMH3-V4A	20	34 000	181	408	5	60	1	4	0.08
PMC225EUM-V4A	41	45 000	2.3	25	5	65	0.3	4	0.17
PMC225EUMH-V4A	41	45 000	23	230	5	65	0.3	4	0.17
PMC225EUMH2-V4A	41	45 000	180	910	5	65	0.3	4	0.17
PMC225EUMH3-V4A	41	45 000	816	1 814	5	65	0.3	4	0.17
PMC600EUM-V4A	136	68 000	9	136	5	85	0.6	2	0.32
PMC600EUMH-V4A	136	68 000	113	1 130	5	85	0.6	2	0.32
PMC600EUMH2-V4A	136	68 000	400	2 300	5	85	0.6	2	0.32
PMC600EUMH3-V4A	136	68 000	2 177	4 536	5	85	0.6	2	0.32

Issue 1.2013. Specifications subject to change