

30 中心孔 6.8 系列铝型材 - 连接件

压铸角铝

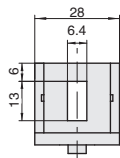
■ 压铸角铝



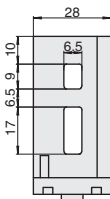
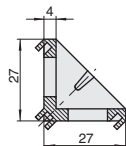
库存

材质
压铸铝合金

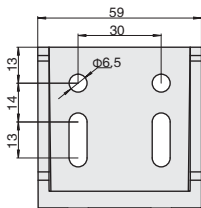
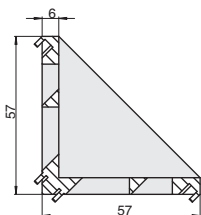
● 常用于受强力或震动的型材与支撑点的支撑与固定, 也可用作需要移动位置的型材的连接方式。



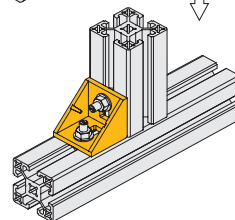
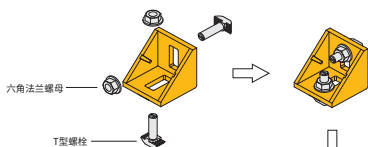
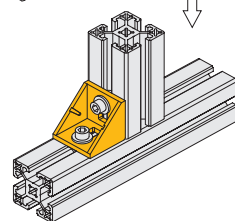
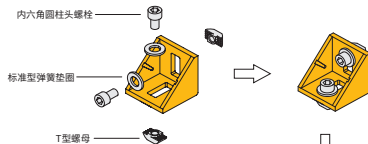
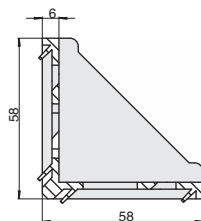
CBE-30-3030



CBE-30-3060



CBE-30-6060



代号	规格	参考重量 (g)	紧固组件
CBE-30-3030	单个供货	15	-
CBE-30-3030-ST	成套供货	15	C09x2
CBE-30-3030-ST1	成套供货	15	C02x2
CBE-30-3060	单个供货	53	-
CBE-30-3060-ST	成套供货	53	C11x4
CBE-30-3060-ST1	成套供货	53	C02x4
CBE-30-6060	单个供货	88	-
CBE-30-6060-ST	成套供货	88	C11x8
CBE-30-6060-ST1	成套供货	88	C02x8

⚠ 如需横向安装, 咨询销售工程师。

03
中心孔
30系列
6.8