

No. 6981-XX

Filter, cartridge design

max. operating pressure 400 bar.



CAD

Order no.	Article no.	Filteration	Weight
		[μm]	[g]
320077	6981-10-G1/4-1	10	10
320085	6981-25-G1/4-1	25	10
320093	6981-40-G1/4-1	40	10

Note:

Replacement filter for 6981-XX-G1/4.

No. 6981E-XX

Filter, threaded design

max. operating pressure 400 bar.



CAD

Order no.	Article no.	Filteration	Weight
		[μm]	[g]
323683	6981E-10	10	15
323709	6981E-25	25	15
323725	6981E-40	40	15

Note:

Replacement filter for 6981E-XX-G1/4 and 6981G-XX-G1/4.

No. 6981E-100

Filter, threaded design

max. operating pressure 500 bar.



CAD

Order no.	Article no.	Filteration	Weight
		[μm]	[g]
326678	6981E-100-G1/4-1	100	14


Note:

Replacement filter for 6917R-5-XX. Sealing ring included in scope of supply.

No. 6981P-XX

Filter, cartridge design

Q max. 20 l/min.



NEW!



CAD

Order no.	Article no.	Filteration [μm]	max. operating pressure [bar]	OR-1 O-ring Order No.	Weight [g]
				466334	
562203	6981P-25	25	250	466334	5,5
562204	6981P-40	40	250	466334	5,5
562205	6981P-100	100	400	466334	5,5

Design:

Filter sleeve made of aluminium, surfaces black anodised. Filter plates made of metal mesh.

Application:

For protecting actuators and valves in clamping devices against contamination in the hydraulic fluid.

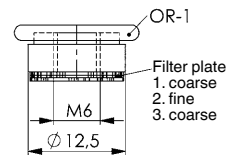
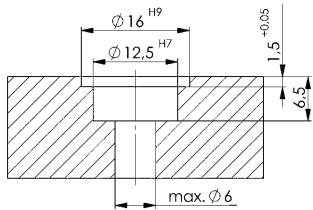
Note:

Always mount the fine filter plate between the two coarse filter plates. Can also be built into fixtures.

Filter is pressed in and cannot be reused.

The finer the filter selected, the greater the flow resistance.

Installation dimensions:

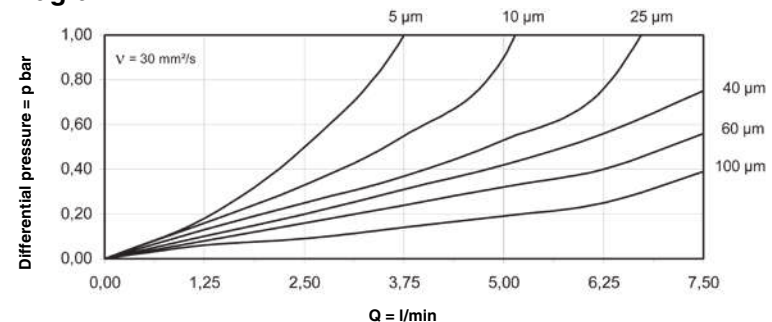


Filter 6981

Note:

The filters are employed as additional and safety filters for protecting hydraulic components in the oil circuit. The direction of flow must be in the direction of the arrow. The higher the degree of soiling, the higher the flow resistance. The degree of soiling shall be checked.

Diagram:



Subject to technical alterations.