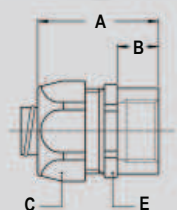
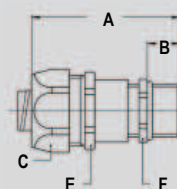


**Raccordo ISO femmina in ottone nichelato  
(incluso adattatore per SL/SLI)**



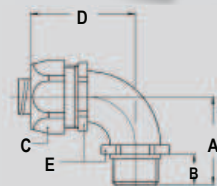
| Filetto<br>ISO | SL/SLI<br>Ø (inch) | Passaggio<br>utile (mm) | Dimensioni in mm |    |    |   |    | Confezione<br>standard | Codice<br>articolo | Peso<br>(Kg/100) |
|----------------|--------------------|-------------------------|------------------|----|----|---|----|------------------------|--------------------|------------------|
|                |                    |                         | A                | B  | C  | D | E  |                        |                    |                  |
| M16 x 1,5      | 5/16"              | 8,3                     | 35               | 12 | 26 | - | 24 | 10                     | 812.315.6          | 5,0              |
| M16 x 1,5      | 3/8"               | 10,2                    | 35               | 12 | 26 | - | 24 | 10                     | 812.316.6          | 6,8              |
| M20 x 1,5      | 1/2"               | 13,6                    | 37               | 13 | 29 | - | 27 | 10                     | 812.320.6          | 9,4              |
| M25 x 1,5      | 3/4"               | 18,5                    | 40               | 15 | 35 | - | 33 | 5                      | 812.325.6          | 12,0             |
| M32 x 1,5      | 1"                 | 23,8                    | 46               | 15 | 45 | - | 43 | 5                      | 812.332.6          | 21,3             |
| M40 x 1,5      | 1.1/4"             | 31,8                    | 52               | 16 | 54 | - | 52 | 2                      | 812.340.6          | 32,2             |

**Raccordo-pressacavo ISO maschio diritto in ottone nichelato  
(incluso adattatore per SL/SLI)**



| Filetto<br>ISO | SL/SLI<br>Ø (inch) | Ø cavo<br>min-max (mm) | Dimensioni in mm |    |    |    |    | Confezione<br>standard | Codice<br>articolo | Peso<br>(Kg/100) |
|----------------|--------------------|------------------------|------------------|----|----|----|----|------------------------|--------------------|------------------|
|                |                    |                        | A                | B  | C  | E  | F  |                        |                    |                  |
| M16 x 1,5      | 5/16"              | 4 - 8                  | 57               | 12 | 26 | 24 | 18 | 10                     | 812.715.6          | 6,0              |
| M16 x 1,5      | 3/8"               | 4 - 8                  | 57               | 12 | 26 | 24 | 18 | 10                     | 812.716.6          | 9,6              |
| M20 x 1,5      | 3/8"               | 6 - 10,2               | 57               | 12 | 26 | 24 | 22 | 10                     | 812.717.6          | 11,3             |
| M20 x 1,5      | 1/2"               | 6 - 12                 | 59               | 12 | 29 | 27 | 22 | 10                     | 812.720.6          | 11,5             |
| M25 x 1,5      | 1/2"               | 10 - 13,6              | 62               | 12 | 29 | 27 | 27 | 5                      | 812.722.6          | 13,5             |
| M32 x 1,5      | 3/4"               | 13 - 18                | 70               | 15 | 35 | 33 | 34 | 5                      | 812.728.6          | 23,2             |
| M40 x 1,5      | 1"                 | 18 - 23,8              | 83               | 15 | 45 | 43 | 43 | 2                      | 812.735.6          | 35,6             |

**Raccordo ISO maschio 90° in ottone nichelato  
(incluso adattatore per UIG/UI)**



| Filetto<br>ISO | UIG/UI<br>Ø (inch) | Passaggio<br>utile (mm) | Dimensioni in mm |    |    |    |    | Confezione<br>standard | Codice<br>articolo | Peso<br>(Kg/100) |
|----------------|--------------------|-------------------------|------------------|----|----|----|----|------------------------|--------------------|------------------|
|                |                    |                         | A                | B  | C  | D  | E  |                        |                    |                  |
| M16 x 1,5      | 5/16"              | 8,3                     | 32               | 12 | 26 | 42 | 22 | 10                     | 812.915.6          | 8,2              |
| M20 x 1,5      | 5/16"              | 8,3                     | 33               | 13 | 26 | 42 | 22 | 10                     | 812.914.6          | 8,4              |
| M16 x 1,5      | 3/8"               | 10,2                    | 32               | 12 | 26 | 42 | 22 | 10                     | 812.916.6          | 10,0             |
| M20 x 1,5      | 3/8"               | 10,2                    | 33               | 13 | 26 | 42 | 22 | 10                     | 812.917.6          | 10,2             |
| M20 x 1,5      | 1/2"               | 13,6                    | 36               | 13 | 29 | 43 | 27 | 10                     | 812.920.6          | 14,4             |
| M25 x 1,5      | 3/4"               | 18,5                    | 43               | 15 | 35 | 48 | 33 | 5                      | 812.925.6          | 22,2             |
| M32 x 1,5      | 1"                 | 23,8                    | 48               | 15 | 45 | 59 | 42 | 5                      | 812.932.6          | 34,6             |
| M40 x 1,5      | 1.1/4"             | 31,8                    | 57               | 16 | 54 | 68 | 51 | 2                      | 812.940.6          | 58,9             |

**ANACONDA  
MULTIFLEX**

**RACCORDI  
PER SL/SLI  
IP 40**