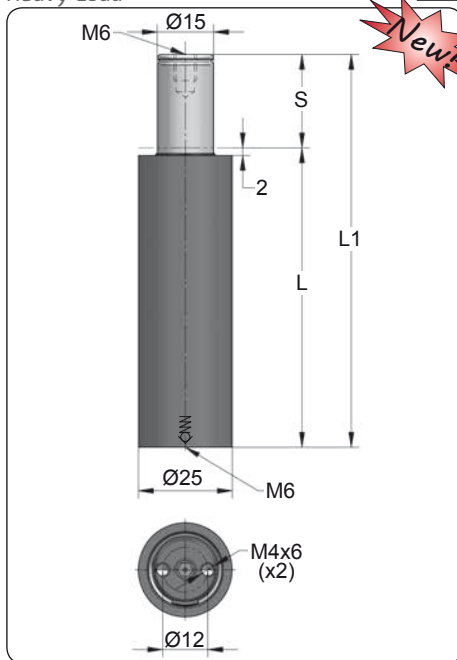
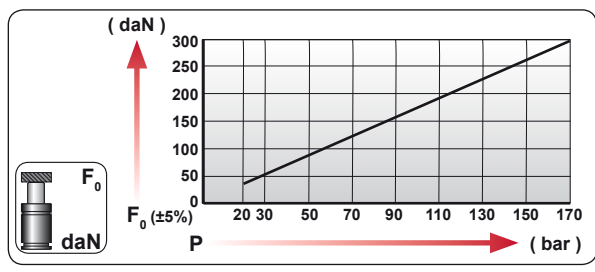


CP 300 V1

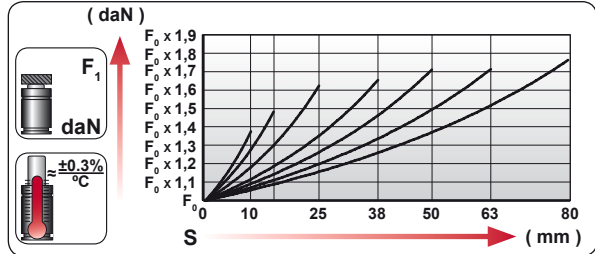
Heavy Load



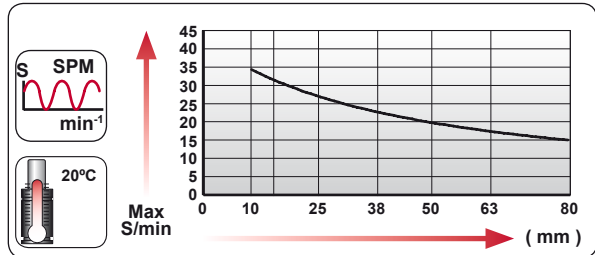
ORDER	S (mm)	L1 ±0,25 (mm)	L (mm)	Kg.
CP 300 010 V1	10	75	65	0.19
CP 300 015 V1	15	85	70	0.20
CP 300 025 V1	25	105	80	0.22
CP 300 038 V1	38	130	92	0.26
CP 300 050 V1	50	155	105	0.29
CP 300 063 V1	63	185	122	0.33
CP 300 080 V1	80	220	140	0.38



CODE					
		bar	psi		
CP 300 050 V1		170	2465	300	515
-----		---	---	---	---



	ENG ORDER DEU BESTELLUNG FRA COMMANDE ITA ORDINE ESP PEDIDO POR PEDIDO		
		daN	mm
		CP 300	50
		CP 300 050 V1	



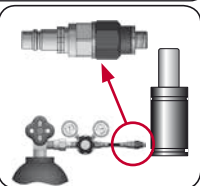
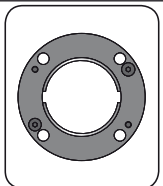
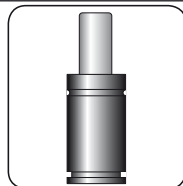


N ₂	S _{max} < 90%	V _{max} 0,5 m/s	P _{min} (20°C)	P _{max} (20°C)	T _{min}	T _{max}	

N ₂	S _{max} < 90%	V _{max} 0,5 m/s	bar psi	bar psi	°C °F	°C °F	°C °F	°C °F	
			20 290	170 2465	0 32	80 176			

CP 300 V1 MOUNTS

Heavy Load

MODEL	AFC 200	CW 320	×	CK 200 CT 200	CM 200	×	CP 300	CS 420
SERIES	MINI 	COMPACT HEIGHT 	THREADED 	LOW PROFILE 	HEAVY DUTY 	ISO 	HEAVY LOAD 	POWER COMPACT STROKE



CODE	CP 300 050 V1	KIT S-XXXXXXX	×	06 CG 2-Q
ENG ORDER	GAS SPRING	REPAIR KIT	FLANGE	CHARGING ADAPTER
DEU BESTELLUNG	GASDRUCKFEDER	ERSATZTEILSATZ	FLANSCHEN	LADEADAPTER
FRA COMMANDE	RESSORT À GAZ	KIT DE RÉPARATION	BRIDE	RACCORD DE CHARGE
ITA ORDINE	CILINDRO AD AZOTO	KIT DI MANUTENZIONE	FLANGE	ADATTATORE DI CARICO
ESP PEDIDO	RESORTE DE GAS	KIT DE REPARACION	BRIDA	ADAPTADOR DE CARGA
POR PEDIDO	CILINDRO DE GÁS	KIT DE MANUTENÇÃO	FLANGE	ADAPTADOR DE CARGA