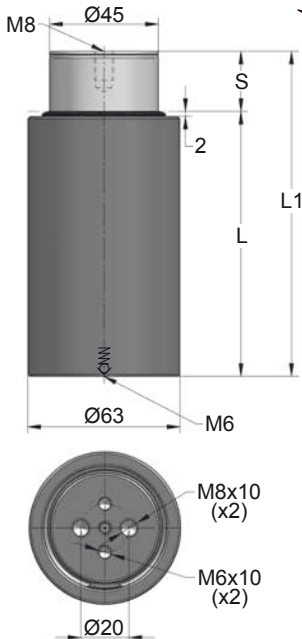
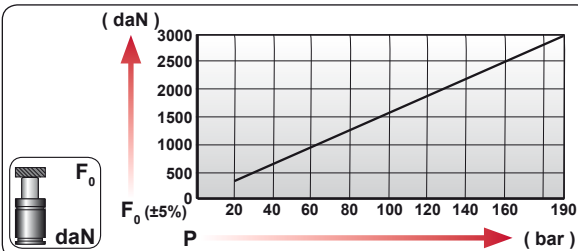


CP 3000 V1

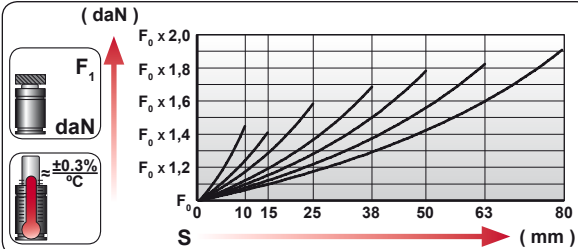
Heavy Load



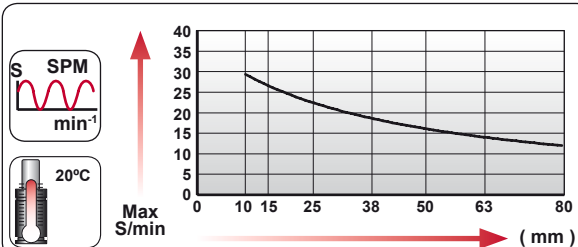
ORDER	S (mm)	L1 ±0,25 (mm)	L (mm)	Kg.
CP 3000 010 V1	10	95	85	1.71
CP 3000 015 V1	15	115	100	1.88
CP 3000 025 V1	25	135	110	2.04
CP 3000 038 V1	38	165	127	2.29
CP 3000 050 V1	50	190	140	2.49
CP 3000 063 V1	63	220	157	2.73
CP 3000 080 V1	80	255	175	3.01



CODE					
		bar	psi		
CP 3000 050 V1		180	2610	2860	5100
-----		-----	-----	-----	-----



	ENG ORDER DEU BESTELLUNG FRA COMMANDE ITA ORDINE ESP PEDIDO POR PEDIDO		
		daN	mm
		CP 3000	50
		CP 3000 050 V1	



N ₂	S _{max} < 90%	V _{max} 0,5 m/s	P _{min} (20°C)	P _{max} (20°C)	T _{min}	T _{max}	

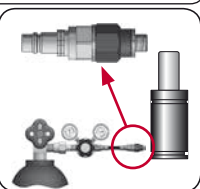
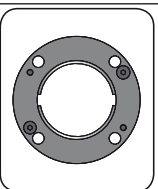
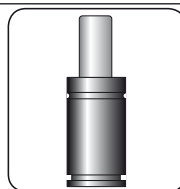



bar	psi	bar	psi	°C	°F	°C	°F	
20	290	190	2755	0	32	80	176	



CP 3000 V1 MOUNTS

Heavy Load

 	 L1=135 L1=144 L1=152	 L1=152 L1=160	 L1=185 L1=195	 L1=175 L1=190	 L1=205			
MODEL	× CR 1500 CW 1500 KZ 1500	×	CT 1500 CK 1500	× CM 1500 CD 1500	× CPH 2800 CP 3000	CS 3000		
SERIES	MINI 	COMPACT HEIGHT 	THREADED 	LOW PROFILE 	HEAVY DUTY 	ISO 	HEAVY LOAD 	POWER COMPACT STROKE



CODE	CP 3000 050 V1	KIT S-XXXXXXX	×	06 CG 2-Q
ENG ORDER	GAS SPRING	REPAIR KIT	FLANGE	CHARGING ADAPTER
DEU BESTELLUNG	GASDRUCKFEDER	ERSATZTEILSATZ	FLANSCHEN	LADEADAPTER
FRA COMMANDE	RESSORT À GAZ	KIT DE RÉPARATION	BRIDE	RACCORD DE CHARGE
ITA ORDINE	CILINDRO AD AZOTO	KIT DI MANUTENZIONE	FLANGE	ADATTATORE DI CARICO
ESP PEDIDO	RESORTE DE GAS	KIT DE REPARACION	BRIDA	ADAPTADOR DE CARGA
POR PEDIDO	CILINDRO DE GAS	KIT DE MANUTENÇÃO	FLANGE	ADAPTADOR DE CARGA