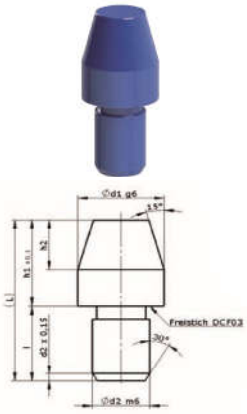
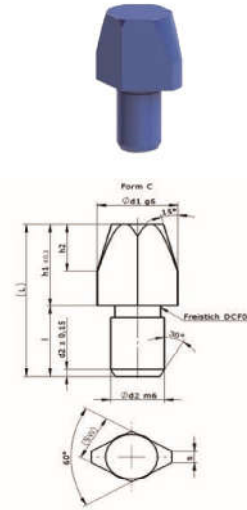


# Locating bolts



Shape A

l	h 1	h 2	Ø d2 mm	Ø d1 mm	L mm	PU	Item No.
6	7	4	4	6	13	25	8228-K-72880
6	12	4	4	6	18	25	8228-K-72881
9	10	6	6	8	19	25	8228-K-72882
9	16	6	6	8	25	25	8228-K-72883
9	10	6	6	10	19	25	8228-K-72884
9	18	6	6	10	27	25	8228-K-72885
9	10	6	6	12	19	25	8228-K-72886
9	18	6	6	12	27	25	8228-K-72887
12	13	8	8	16	25	25	8228-K-72888
12	22	8	8	16	34	25	8228-K-72889



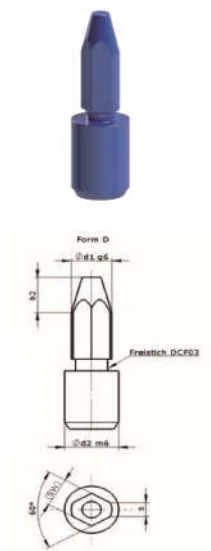
Shape C

l	h 1	h 2	Ø d2 mm	Ø d1 mm	s	L mm	SW	PU	Item No.
6	7	4	4	6	1	13	3.8	25	8228-K-72896
6	12	4	4	6	1	18	3.8	25	8228-K-72897
9	10	6	6	8	1.6	19	5.3	25	8228-K-72898
9	16	6	6	8	1.6	25	5.3	25	8228-K-72899
9	10	6	6	10	2.5	19	7	25	8228-K-72900
9	18	6	6	10	2.5	27	7	25	8228-K-72901
9	10	6	6	12	2.5	19	8	25	8228-K-72902
9	18	6	6	12	2.5	27	8	25	8228-K-72903
12	13	8	8	16	3.5	25	10.8	25	8228-K-72904
12	22	8	8	16	3.5	34	10.8	25	8228-K-72905



Shape B

l	h 1	h 2	Ø d2 mm	Ø d1 mm	L mm	PU	Item No.
6	7	3	4	3	13	25	8228-K-72890
6	12	3	4	3	18	25	8228-K-72891
9	10	4	6	4	19	25	8228-K-72892
9	16	4	6	4	25	25	8228-K-72893
9	10	5	8	6	19	25	8228-K-72894
9	18	5	8	6	27	25	8228-K-72895




Shape D

l	h 1	h 2	Ø d2 mm	Ø d1 mm	s	L mm	SW	PU	Item No.
6	7	3	4	3	1.2	13	2.4	25	8228-K-72906
6	12	3	4	3	1.2	18	2.4	25	8228-K-72907
9	10	4	6	4	1.6	19	3.2	25	8228-K-72908
9	16	4	6	4	1.6	25	3.2	25	8228-K-72909
9	10	5	8	6	2	19	4.5	25	8228-K-72910
9	18	5	8	6	2	27	4.5	25	8228-K-72911

## Application example



## Application example



Positioning pins made of ceramic for the component production in the electronics industry