

# PROJECTION WELD NUT M4

AIR-COOLED

Item number example  
for a complete electrode



for sheet hole diameter  
> 5.4 mm



Change electrode SW 19  
> 1111-ZK-10009



Centring pin long, Cerazur  
> 8228-ZK-10009



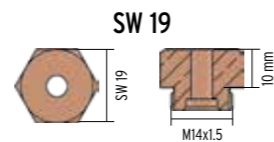
Spring for BE (stud insert) up to 30 mm  
> 1112-ZK-12205



Base electrode standard  $\varnothing$  18,  
30 mm length  
> 1111-ZK-10500



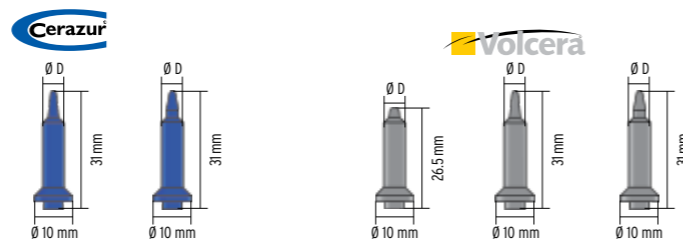
O-ring  
> 1123-ZK-16434



## Change electrodes

Item No.	SW 19		Item No.	SW 19		Item No.	SW 19	
	1111-ZK-	1111-ZK-		1111-ZK-	1111-ZK-		1111-ZK-	1111-ZK-
4.5	10000		5.2	10007		5.9	10014	
4.6	10001		5.3	10008		6.0	10015	
4.7	10002		5.4	10009		6.1	10016	
4.8	10003		5.5	10010		6.2	10017	
4.9	10004		5.6	10011		6.3	10018	
5.0	10005		5.7	10012		6.4	10019	
5.1	10006		5.8	10013		6.5	10020	

## Centring pins



Item No.	Short			Long			With collar				
	8228-ZK-	8228-ZK-	8228-ZK-	8440-ZK-	8440-ZK-	8440-ZK-	8440-ZK-	8440-ZK-	8440-ZK-		
4.5	11000	10000	10300	4.5	11000	10000	10300	4.5	11000	10000	10300
4.6	11001	10001	10301	4.6	11001	10001	10301	4.6	11001	10001	10301
4.7	11002	10002	10302	4.7	11002	10002	10302	4.7	11002	10002	10302
4.8	11003	10003	10303	4.8	11003	10003	10303	4.8	11003	10003	10303
4.9	11004	10004	10304	4.9	11004	10004	10304	4.9	11004	10004	10304
5.0	11005	10005	10305	5.0	11005	10005	10305	5.0	11005	10005	10305
5.1	11006	10006	10306	5.1	11006	10006	10306	5.1	11006	10006	10306
5.2	11007	10007	10307	5.2	11007	10007	10307	5.2	11007	10007	10307
5.3	11008	10008	10308	5.3	11008	10008	10308	5.3	11008	10008	10308
5.4	11009	10009	10309	5.4	11009	10009	10309	5.4	11009	10009	10309
5.5	11010	10010	10310	5.5	11010	10010	10310	5.5	11010	10010	10310
5.6	11011	10011	10311	5.6	11011	10011	10311	5.6	11011	10011	10311
5.7	11012	10012	10312	5.7	11012	10012	10312	5.7	11012	10012	10312
5.8	11013	10013	10313	5.8	11013	10013	10313	5.8	11013	10013	10313
5.9	11014	10014	10314	5.9	11014	10014	10314	5.9	11014	10014	10314
6.0	11015	10015	10315	6.0	11015	10015	10315	6.0	11015	10015	10315

## Accessories for base electrodes

### Springs

For base electrodes up to 30 mm

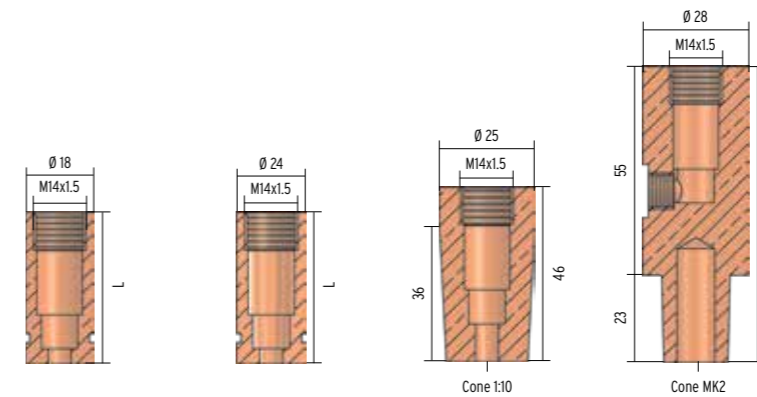
Length	Item No.	1112-ZK-	1112-ZK-
30 mm		12205	

### Springs

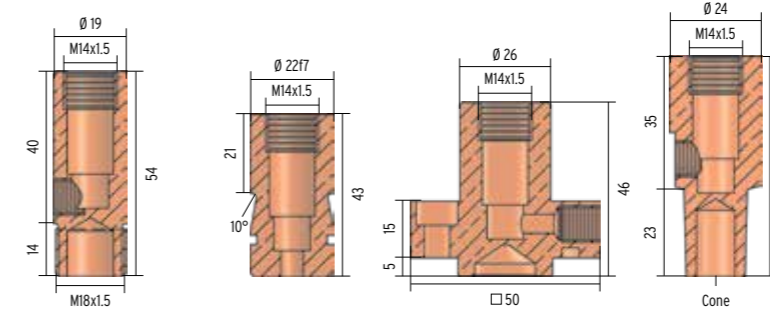
For base electrodes from 40 mm

Length	Item No.	1112-ZK-	1112-ZK-
40 mm		12204	

# BASE ELECTRODES



Length (L in mm)	Standard $\varnothing$ 18		Standard $\varnothing$ 24		Cone 1:10		Cone MK2	
	Item No.	1111-ZK-	Item No.	1111-ZK-	Item No.	1111-ZK-	Item No.	1111-ZK-
30	10500		10506		-		-	
40	10501		10507		-		-	
50	10502		10508		-		-	
	-		-		10580		10540	




Item No.	Thread M18x1.5		S-type		R-type		T-type	
	1111-ZK-	1111-ZK-	1111-ZK-	1111-ZK-	1111-ZK-	1111-ZK-	1111-ZK-	1111-ZK-
	10560		10680		10608		10640	

## O-rings


Item No.	O-rings M4	
	18	16434
24	16435	
S-type	58440	

## Compressed air connector


Item No.	Compressed air connector 1/8-6	
		1116-ZK-
	12353	



Centring pin made of CERAZUR  
in a complete electrode



Precise centring of sheet  
and projection weld nut



Welding process