

4.2

Safety & exit signs - High degree of protection

i-P65

4



- Versatile multi functional use (escape, open area and exit sign use)
- Low power consumption reducing cost of ownership
- Ease of installation, reducing installation time and cost
- 60.000 hour life LED for reduced maintenance
- Autotest emergency versions available, reducing maintenance costs and offering ease of compliance with testing requirements

Light Source:

2 x 1W LED

Materials:

Luminaire Body: Polycarbonate

Gear Tray: Polycarbonate

Battery: Ni-Cd

Base RAL7035

Operation:

Maintained luminaire can be operated in Non-Maintained model

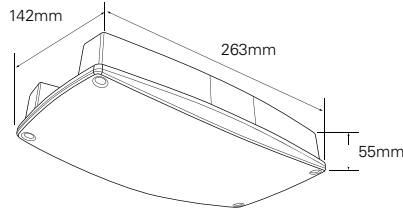
Optional ISO7010 or Euro pictogram exit legends

Temperature controlled battery heater kit for optimised performance in low ambient temperatures

The i-P65 is a high performance emergency bulkhead using the latest LED and optic technology to provide an attractive, robust and functional luminaire for indoor and outdoor use. The range has been designed for ease of installation with a compact attractive appearance and a uniform lighting distribution.

Boasting numerous features and benefits, the i-P65 can be used to provide escape route lighting, single-sided or optional double-sided exit sign with a common look and feel where the mix between aesthetics and robustness is a primary concern.

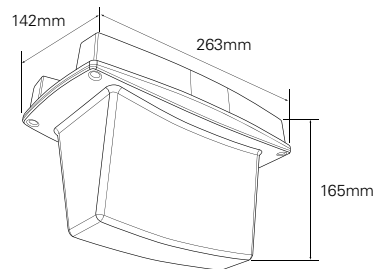
The use of LEDs, automatic testing and monitoring devices (CGLine+) significantly reduce the operating and maintenance costs of the installation.



Applications:

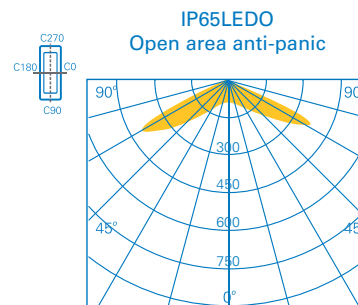
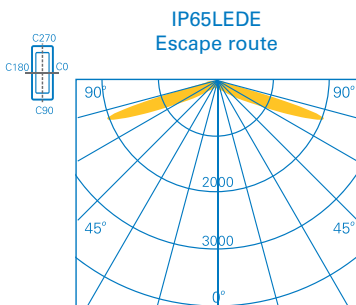
Hotels, cinemas, theaters, schools and hospitals

IP65LEDEX3H



IP65LEDO3H





Model	Height (m)	Distance for 1 Lux	
Escape optic	02.50	07.80	17.10
	02.80	08.40	18.60
	03.00	08.60	19.60

Model	Height (m)	Distance for 1 Lux		
Open area optic	02.50	05.30	10.50	05.30
	02.80	05.70	11.50	05.70
	03.00	05.90	12.20	05.90
	04.00	04.90	12.60	04.90

Order code	Description					
IP65LEDO3H	i-P65, 3h, open area	2.9VA/2.0W-7.6VA/5.75W	153 Lm	3h	4,8V-1,6Ah Ni-Cd	Maintained / Non-Maintained
IP65LEDE3H	i-P65, 3h, escape route	2.9VA/2.0W-7.6VA/5.75W	148 Lm	3h	4,8V-1,6Ah Ni-Cd	Maintained / Non-Maintained
IP65LEDO3HIS	i-P65, 3h, open area Auto-test	2.9VA/2.0W-7.6VA/5.75W	153 Lm	3h	4,8V-1,6Ah Ni-Cd	Maintained / Non-Maintained
IP65LEDE3HIS	i-P65, 3h, escape area Auto-test	2.9VA/2.0W-7.6VA/5.75W	148 Lm	3h	4,8V-1,6Ah Ni-Cd	Maintained / Non-Maintained
IP65LEDEX3H	i-P65, double side exit sign, 3h	2.9VA/2.0W-7.6VA/5.75W		3h	4,8V-1,6Ah Ni-Cd	Maintained / Non-Maintained
IP65LEDEX3HIS	i-P65, double side exit sign, 3h, Auto-test	2.9VA/2.0W-7.6VA/5.75W		3h	4,8V-1,6Ah Ni-Cd	Maintained / Non-Maintained
IP65LEDO3HCGL	i-P65, 3h, open area CGLine+	7.6VA/5.75W	153 Lm	3h	4,8V-1,6Ah Ni-Cd	Maintained
IP65LEDE3HCGL	i-P65, 3h, escape route CGLine+	7.6VA/5.75W	148 Lm	3h	4,8V-1,6Ah Ni-Cd	Maintained
IP65LEDEX3HCGL	i-P65, double side exit sign, 3h CGLine+	7.6VA/5.75W		3h	4,8V-1,6Ah Ni-Cd	Maintained

Accessories

IP65LEG	Single side legend kit, European format
IP65LEG7010	ISO7010 single side legend kit
IP65DBLLEG7010	Double side legend panel kit, ISO7010
IP65DBLLEG	European format double side legend kit
IP65CONDHEAT	Low temperature battery heater

*Non-maintained - Maintained