

Floor Standing Enclosures
Steel Range | Mild Steel
Compact, single door | MKS

IP 66 | TYPE 4, 12, 13 | IK 10



Material:

Body: 1.35 mm painted steel. Rear and roof panels: 1.5 mm painted steel. Door: 2 mm painted steel. Mounting plate: 3 mm galvanized steel. Bottom plates: 1 mm galvanized steel.

Body:

Four times folded and seam-welded frame. Integrated depth profiles with hole pattern allowing mounting plate adjustment in depth.

Door:

Mounted with four hinges allowing left or right hand opening. Including door frame with 25 mm hole pattern.

Rear panel:

Fitted by M6 torx screws. Standard facilities for rear door mounting.

Roof panel:

Removable.

Lock:

Espagnolette 4-point locking system. Does not interfere with the enclosure inner space. Standard double-bit lock with 3 mm insert. Standard inserts, cylinders, lift handles and T-handles are available as accessories.

Bottom plates:

Consists of three pieces.

Mounting plate:

Double folded and slides into position. Adjustable in depth by steps of 25 mm with the MPD02 accessory. Supplied outside of the enclosure packaging.

Earthing:

All panels are earthed through their fittings and are equipped with a separate earthing stud.

Finish:

RAL 7035 structured powder coating.

Protection:

Complies with IP 66 | TYPE 4, 12, 13 | IK 10.

Approvals:

CE, CSA, EAC, GOST, Kema Keur, Lloyds shipping, cULus_listed.

Delivery:

Body with fitted door, rear panel, roof panel, bottom plates, mounting plate and door frame. Delivery also includes earthing bolts. The enclosure is delivered on a pallet identical to the enclosure width. All packing material is recyclable.



Dimensional table | MKS

IP 66 | TYPE 4, 12, 13 | IK 10

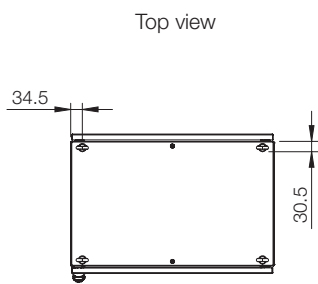
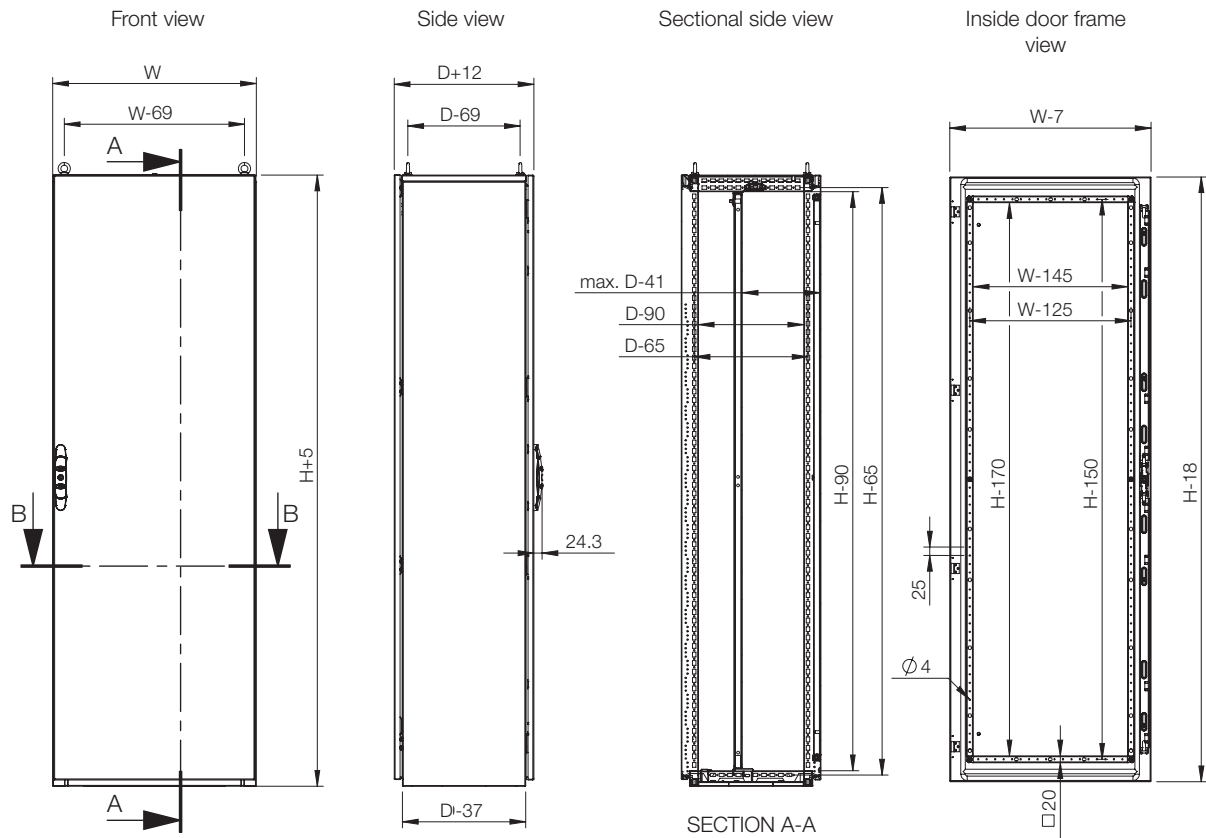
With mounting plate

Enclosure dimensions			Mounting plate dimensions		Usable depth	Item no.
H	W	D	h	w	d	
1200	600	400	1094	494	359	MKS12064R5
1200	800	400	1094	694	359	MKS12084R5
1400	600	300	1294	494	259	MKS14063R5
1400	600	400	1294	494	359	MKS14064R5
1400	800	300	1294	694	259	MKS14083R5
1400	800	400	1294	694	359	MKS14084R5
1600	600	300	1494	494	259	MKS16063R5
1600	600	400	1494	494	359	MKS16064R5
1600	800	300	1494	694	259	MKS16083R5
1600	800	400	1494	694	359	MKS16084R5
1600	800	500	1494	694	459	MKS16085R5
1600	1000	400	1494	894	359	MKS16104R5
1600	1000	500	1494	894	459	MKS16105R5
1800	600	400	1694	494	359	MKS18064R5
1800	800	400	1694	694	359	MKS18084R5
1800	800	500	1694	694	459	MKS18085R5
1800	1000	400	1694	894	359	MKS18104R5
2000	600	400	1894	494	359	MKS20064R5
2000	800	400	1894	694	359	MKS20084R5
2000	800	500	1894	694	459	MKS20085R5
2000	1000	400	1894	894	359	MKS20104R5
2000	1000	500	1894	894	459	MKS20105R5

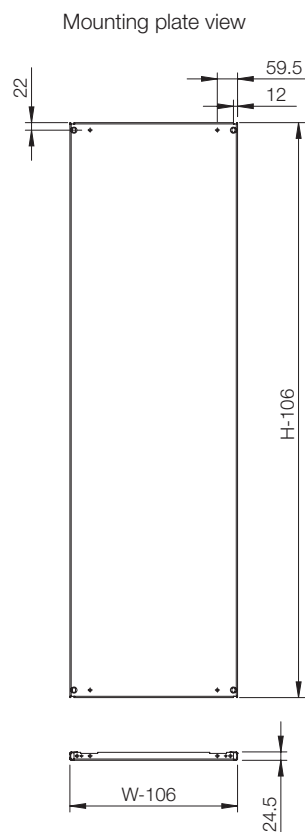
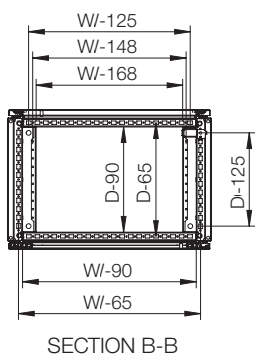
Without mounting plate

Enclosure dimensions			Item no.
H	W	D	
1200	600	400	MKS12064PER5
1200	800	400	MKS12084PER5
1400	600	300	MKS14063PER5
1400	600	400	MKS14064PER5
1400	800	300	MKS14083PER5
1400	800	400	MKS14084PER5
1600	600	300	MKS16063PER5
1600	600	400	MKS16064PER5
1600	800	300	MKS16083PER5
1600	800	400	MKS16084PER5
1600	800	500	MKS16085PER5
1600	1000	400	MKS16104PER5
1600	1000	500	MKS16105PER5
1800	600	400	MKS18064PER5
1800	800	400	MKS18084PER5
1800	800	500	MKS18085PER5
1800	1000	400	MKS18104PER5
2000	600	400	MKS20064PER5
2000	800	400	MKS20084PER5
2000	800	500	MKS20085PER5
2000	1000	400	MKS20104PER5
2000	1000	500	MKS20105PER5







For added cabling options add plinths PF and PCP.



Sectional top view (without bottom plates)



Accessories selection matrix | MKS

									
Enclosure				Mounting					
	H	W	D	Mounting plate	Mounting profile, in H	Mounting profile, in W	Mounting profile, in D	Click in profile, in W	Click in profile, in D
MKS12064R5	1200	600	400	MP1206	CLPF1200	CLPF600	CLPF400	CLPK600	CLPK400
MKS12084R5	1200	800	400	MP1208	CLPF1200	CLPF800	CLPF400	CLPK800	CLPK400
MKS14063R5	1400	600	300	MP1406	CLPF1400	CLPF600	CLPF300	CLPK600	CLPK300
MKS14064R5	1400	600	400	MP1406	CLPF1400	CLPF600	CLPF400	CLPK600	CLPK400
MKS14083R5	1400	800	300	MP1408	CLPF1400	CLPF800	CLPF300	CLPK800	CLPK300
MKS14084R5	1400	800	400	MP1408	CLPF1400	CLPF800	CLPF400	CLPK800	CLPK400
MKS16063R5	1600	600	300	MP1606	CLPF1600	CLPF600	CLPF300	CLPK600	CLPK300
MKS16064R5	1600	600	400	MP1606	CLPF1600	CLPF600	CLPF400	CLPK600	CLPK400
MKS16083R5	1600	800	300	MP1608	CLPF1600	CLPF800	CLPF300	CLPK800	CLPK300
MKS16084R5	1600	800	400	MP1608	CLPF1600	CLPF800	CLPF400	CLPK800	CLPK400
MKS16085R5	1600	800	500	MP1608	CLPF1600	CLPF800	CLPF500	CLPK800	CLPK500
MKS16104R5	1600	1000	400	MP1610	CLPF1600	CLPF1000	CLPF400	CLPK1000	CLPK400
MKS16105R5	1600	1000	500	MP1610	CLPF1600	CLPF1000	CLPF500	CLPK1000	CLPK500
MKS18064R5	1800	600	400	MP1806	CLPF1800	CLPF600	CLPF400	CLPK600	CLPK400
MKS18084R5	1800	800	400	MP1808	CLPF1800	CLPF800	CLPF400	CLPK800	CLPK400
MKS18085R5	1800	800	500	MP1808	CLPF1800	CLPF800	CLPF500	CLPK800	CLPK500
MKS18104R5	1800	1000	400	MP1810	CLPF1800	CLPF1000	CLPF400	CLPK1000	CLPK400
MKS20064R5	2000	600	400	MP2006	CLPF2000	CLPF600	CLPF400	CLPK600	CLPK400
MKS20084R5	2000	800	400	MP2008	CLPF2000	CLPF800	CLPF400	CLPK800	CLPK400
MKS20085R5	2000	800	500	MP2008	CLPF2000	CLPF800	CLPF500	CLPK800	CLPK500
MKS20104R5	2000	1000	400	MP2010	CLPF2000	CLPF1000	CLPF400	CLPK1000	CLPK400
MKS20105R5	2000	1000	500	MP2010	CLPF2000	CLPF1000	CLPF500	CLPK1000	CLPK500

01

Floor Standing Enclosures



Enclosure	Mounting						
	H	W	D	Full height swing frame	Swing frame middle mounted	Swing frame side mounted	Swing frame transversal support bars
MKS12064R5	1200	600	400	-	-	-	-
MKS12084R5	1200	800	400	-	-	-	-
MKS14063R5	1400	600	300	-	-	-	-
MKS14064R5	1400	600	400	-	-	-	-
MKS14083R5	1400	800	300	-	-	-	-
MKS14084R5	1400	800	400	-	-	-	-
MKS16063R5	1600	600	300	-	-	-	-
MKS16064R5	1600	600	400	ESFC316	-	-	-
MKS16083R5	1600	800	300	-	-	-	-
MKS16084R5	1600	800	400	ESFC316	ESFM318	ESFS318	ESFB08
MKS16085R5	1600	800	500	ESFC316	ESFM318	ESFS318	ESFB08
MKS16104R5	1600	1000	400	ESFC316	ESFM318	ESFS318	ESFB10
MKS16105R5	1600	1000	500	ESFC316	ESFM318	ESFS318	ESFB10
MKS18064R5	1800	600	400	ESFC366	-	-	-
MKS18084R5	1800	800	400	ESFC366	ESFM368	ESFS368	ESFB08
MKS18085R5	1800	800	500	ESFC366	ESFM368	ESFS368	ESFB08
MKS18104R5	1800	1000	400	ESFC366	ESFM368	ESFS368	ESFB10
MKS20064R5	2000	600	400	ESFC406	-	-	-
MKS20084R5	2000	800	400	ESFC406	ESFM408	ESFS408	ESFB08
MKS20085R5	2000	800	500	ESFC406	ESFM408	ESFS408	ESFB08
MKS20104R5	2000	1000	400	ESFC406	ESFM408	ESFS408	ESFB10
MKS20105R5	2000	1000	500	ESFC406	ESFM408	ESFS408	ESFB10

Enclosure				Mounting			Doors		
	H	W	D	Mounting profiles (19") *	Brackets for fixing 19" mounting profiles	Side mounting bar	Plain door **	Glazed door **	Inner door
MKS12064R5	1200	600	400	-	-	CMB402	DN1206R5	DNG1206R5	DI1206R5
MKS12084R5	1200	800	400	-	-	CMB402	DN1208R5	DNG1208R5	DI1208R5
MKS14063R5	1400	600	300	-	-	CMB302	DN1406R5	DNG1406R5	DI1406R5
MKS14064R5	1400	600	400	-	-	CMB402	DN1416R5	DNG1416R5	DI1416R5
MKS14083R5	1400	800	300	-	-	CMB302	DN1408R5	DNG1408R5	DI1408R5
MKS14084R5	1400	800	400	-	-	CMB402	DN1408R5	DNG1408R5	DI1408R5
MKS16063R5	1600	600	300	-	-	CMB302	DN1606R5	DNG1606R5	DI1606R5
MKS16064R5	1600	600	400	CIP33	CIB600	CMB402	DN1606R5	DNG1606R5	DI1606R5
MKS16083R5	1600	800	300	-	-	CMB302	DN1608R5	DNG1608R5	DI1608R5
MKS16084R5	1600	800	400	CIP33	CIB800	CMB402	DN1608R5	DNG1608R5	DI1608R5
MKS16085R5	1600	800	500	CIP33	CIB800	CMB502	DN1608R5	DNG1608R5	DI1608R5
MKS16104R5	1600	1000	400	-	-	CMB402	DN1610R5	-	-
MKS16105R5	1600	1000	500	-	-	CMB502	DN1610R5	-	-
MKS18064R5	1800	600	400	CIP38	CIB600	CMB402	DN1806R5	DNG1806R5	DI1806R5
MKS18084R5	1800	800	400	CIP38	CIB800	CMB402	DN1808R5	DNG1808R5	DI1808R5
MKS18085R5	1800	800	500	CIP38	CIB800	CMB502	DN1808R5	DNG1808R5	DI1808R5
MKS18104R5	1800	1000	400	-	-	CMB402	DN1810R5	-	-
MKS20064R5	2000	600	400	CIP42	CIB600	CMB402	DN2006R5	DNG2006R5	DI2006R5
MKS20084R5	2000	800	400	CIP42	CIB800	CMB402	DN2008R5	DNG2008R5	DI2008R5
MKS20085R5	2000	800	500	CIP42	CIB800	CMB502	DN2008R5	DNG2008R5	DI2008R5
MKS20104R5	2000	1000	400	-	-	CMB402	DN2010R5	-	-
MKS20105R5	2000	1000	500	-	-	CMB502	DN2010R5	-	-

* CIB, CID or CIWR are required.
** DNMK is required for additional door.

01

Floor Standing Enclosures



Enclosure	Enclosure			Fixing				Thermal	
	H	W	D	Front/rear plinths (100 mm height)	Side plinths (100 mm height)	Front/rear plinths (200 mm height)	Side plinths (200 mm height)	Ventilated front/rear plinths	Ventilated roof
MKS12064R5	1200	600	400	PF1060	PS1040	PF2060	PF2040	PV1060	CVR0604R5
MKS12084R5	1200	800	400	PF1080	PS1040	PF2080	PF2040	PV1080	CVR0804R5
MKS14063R5	1400	600	300	PF1060	PS1030	PF2060	PF2030	PV1060	CVR0603R5
MKS14064R5	1400	600	400	PF1060	PS1040	PF2060	PF2040	PV1060	CVR0604R5
MKS14083R5	1400	800	300	PF1080	PS1030	PF2080	PF2030	PV1080	CVR0803R5
MKS14084R5	1400	800	400	PF1080	PS1040	PF2080	PF2040	PV1080	CVR0804R5
MKS16063R5	1600	600	300	PF1060	PS1030	PF2060	PF2030	PV1060	CVR0603R5
MKS16064R5	1600	600	400	PF1060	PS1040	PF2060	PS2040	PV1060	CVR0604R5
MKS16083R5	1600	800	300	PF1080	PS1030	PF2080	PF2030	PV1080	CVR0803R5
MKS16084R5	1600	800	400	PF1080	PS1040	PF2080	PS2040	PV1080	CVR0804R5
MKS16085R5	1600	800	500	PF1080	PS1050	PF2080	PS2050	PV1080	CVR0805R5
MKS16104R5	1600	1000	400	PF1100	PS1040	PF2100	PS2040	PV1100	CVR1004R5
MKS16105R5	1600	1000	500	PF1100	PS1050	PF2100	PS2050	PV1100	CVR1005R5
MKS18064R5	1800	600	400	PF1060	PS1040	PF2060	PS2040	PV1060	CVR0604R5
MKS18084R5	1800	800	400	PF1080	PS1040	PF2080	PS2040	PV1080	CVR0804R5
MKS18085R5	1800	800	500	PF1080	PS1050	PF2080	PS2050	PV1080	CVR0805R5
MKS18104R5	1800	1000	400	PF1100	PS1040	PF2100	PS2040	PV1100	CVR1004R5
MKS20064R5	2000	600	400	PF1060	PS1040	PF2060	PS2040	PV1060	CVR0604R5
MKS20084R5	2000	800	400	PF1080	PS1040	PF2080	PS2040	PV1080	CVR0804R5
MKS20085R5	2000	800	500	PF1080	PS1050	PF2080	PS2050	PV1080	CVR0805R5
MKS20104R5	2000	1000	400	PF1100	PS1040	PF2100	PS2040	PV1100	CVR1004R5
MKS20105R5	2000	1000	500	PF1100	PS1050	PF2100	PS2050	PV1100	CVR1005R5

Enclosure				Cable		
H	W	D	Cable fixing bar (mounted below bottom plates)	Cable fixing bar (mounted above bottom plates)	Ventilated bottom plates	
MKS12064R5	1200	600	400	CABP600	CAB600	CVB0604
MKS12084R5	1200	800	400	CABP800	CAB800	CVB0804
MKS14063R5	1400	600	300	CABP600	CAB600	CVB0603
MKS14064R5	1400	600	400	CABP600	CAB600	CVB0604
MKS14083R5	1400	800	300	CABP800	CAB800	CVB0803
MKS14084R5	1400	800	400	CABP800	CAB800	CVB0804
MKS16063R5	1600	600	300	CABP600	CAB600	CVB0603
MKS16064R5	1600	600	400	CABP600	CAB600	CVB0604
MKS16083R5	1600	800	300	CABP800	CAB800	CVB0803
MKS16084R5	1600	800	400	CABP800	CAB800	CVB0804
MKS16085R5	1600	800	500	CABP800	CAB800	CVB0805
MKS16104R5	1600	1000	400	CABP1000	CAB1000	CVB1004
MKS16105R5	1600	1000	500	CABP1000	CAB1000	CVB1005
MKS18064R5	1800	600	400	CABP600	CAB600	CVB0604
MKS18084R5	1800	800	400	CABP800	CAB800	CVB0804
MKS18085R5	1800	800	500	CABP800	CAB800	CVB0805
MKS18104R5	1800	1000	400	CABP1000	CAB1000	CVB1004
MKS20064R5	2000	600	400	CABP600	CAB600	CVB0604
MKS20084R5	2000	800	400	CABP800	CAB800	CVB0804
MKS20085R5	2000	800	500	CABP800	CAB800	CVB0805
MKS20104R5	2000	1000	400	CABP1000	CAB1000	CVB1004
MKS20105R5	2000	1000	500	CABP1000	CAB1000	CVB1005