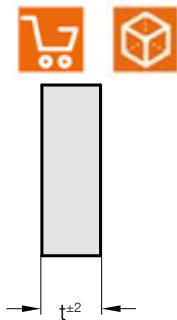
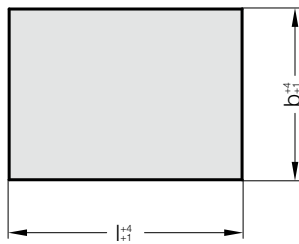


铝板 ~ISO 6753-1

2910. .0



结构:

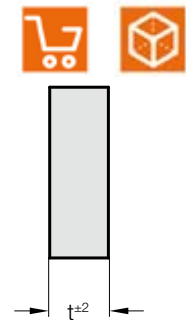
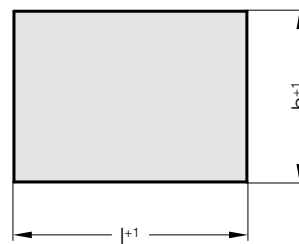
2910.□□□□.□□.0

外部轮廓锯切 表面磨光。

说明:

大于 500 × 500 mm 的钢板带有吊装螺线。

2910. .2



结构:

2910.□□□□.□□.2

两个经过铣削的角条 表面磨光。

说明:

大于 500 × 500 mm 的钢板带有吊装螺线。

2910. 铝板 ~ISO 6753-1

订购编号	尺寸 l x b x t	订购编号	尺寸 l x b x t	订购编号	尺寸 l x b x t
2910.1608.25.□	160 x 80 x 25	2910.3120.40.□	315 x 200 x 40	2910.6340.32.□	630 x 400 x 32
2910.1608.32.□	160 x 80 x 32	2910.3120.50.□	315 x 200 x 50	2910.6340.40.□	630 x 400 x 40
2910.1610.25.□	160 x 100 x 25	2910.3125.32.□	315 x 250 x 32	2910.6340.50.□	630 x 400 x 50
2910.1610.32.□	160 x 100 x 32	2910.3125.40.□	315 x 250 x 40	2910.6340.63.□	630 x 400 x 63
2910.1612.25.□	160 x 125 x 25	2910.3125.50.□	315 x 250 x 50	2910.6350.32.□	630 x 500 x 32
2910.1612.32.□	160 x 125 x 32	2910.3131.32.□	315 x 315 x 32	2910.6350.40.□	630 x 500 x 40
2910.1616.25.□	160 x 160 x 25	2910.3131.40.□	315 x 315 x 40	2910.6350.50.□	630 x 500 x 50
2910.1616.32.□	160 x 160 x 32	2910.3131.50.□	315 x 315 x 50	2910.6350.63.□	630 x 500 x 63
2910.2010.25.□	200 x 100 x 25	2910.4020.32.□	400 x 200 x 32	2910.6363.32.□	630 x 630 x 32
2910.2010.32.□	200 x 100 x 32	2910.4020.40.□	400 x 200 x 40	2910.6363.40.□	630 x 630 x 40
2910.2010.40.□	200 x 100 x 40	2910.4020.50.□	400 x 200 x 50	2910.6363.50.□	630 x 630 x 50
2910.2012.25.□	200 x 125 x 25	2910.4025.32.□	400 x 250 x 32	2910.6363.63.□	630 x 630 x 63
2910.2012.32.□	200 x 125 x 32	2910.4025.40.□	400 x 250 x 40	2910.7140.32.□	710 x 400 x 32
2910.2012.40.□	200 x 125 x 40	2910.4025.50.□	400 x 250 x 50	2910.7140.40.□	710 x 400 x 40
2910.2016.25.□	200 x 160 x 25	2910.4031.32.□	400 x 315 x 32	2910.7140.50.□	710 x 400 x 50
2910.2016.32.□	200 x 160 x 32	2910.4031.40.□	400 x 315 x 40	2910.7140.63.□	710 x 400 x 63
2910.2016.40.□	200 x 160 x 40	2910.4031.50.□	400 x 315 x 50	2910.7150.32.□	710 x 500 x 32
2910.2020.25.□	200 x 200 x 25	2910.4040.32.□	400 x 400 x 32	2910.7150.40.□	710 x 500 x 40
2910.2020.32.□	200 x 200 x 32	2910.4040.40.□	400 x 400 x 40	2910.7150.50.□	710 x 500 x 50
2910.2020.40.□	200 x 200 x 40	2910.4040.50.□	400 x 400 x 50	2910.7150.63.□	710 x 500 x 63
2910.2512.25.□	250 x 125 x 25	2910.5025.32.□	500 x 250 x 32	2910.7163.32.□	710 x 630 x 32
2910.2512.32.□	250 x 125 x 32	2910.5025.40.□	500 x 250 x 40	2910.7163.40.□	710 x 630 x 40
2910.2512.40.□	250 x 125 x 40	2910.5025.50.□	500 x 250 x 50	2910.7163.50.□	710 x 630 x 50
2910.2516.25.□	250 x 160 x 25	2910.5031.32.□	500 x 315 x 32	2910.7163.63.□	710 x 630 x 63
2910.2516.32.□	250 x 160 x 32	2910.5031.40.□	500 x 315 x 40	2910.8040.32.□	800 x 400 x 32
2910.2516.40.□	250 x 160 x 40	2910.5031.50.□	500 x 315 x 50	2910.8040.40.□	800 x 400 x 40
2910.2520.25.□	250 x 200 x 25	2910.5040.32.□	500 x 400 x 32	2910.8040.50.□	800 x 400 x 50
2910.2520.32.□	250 x 200 x 32	2910.5040.40.□	500 x 400 x 40	2910.8040.63.□	800 x 400 x 63
2910.2520.40.□	250 x 200 x 40	2910.5040.50.□	500 x 400 x 50	2910.8050.32.□	800 x 500 x 32
2910.2525.25.□	250 x 250 x 25	2910.5050.32.□	500 x 500 x 32	2910.8050.40.□	800 x 500 x 40
2910.2525.32.□	250 x 250 x 32	2910.5050.40.□	500 x 500 x 40	2910.8050.50.□	800 x 500 x 50
2910.2525.40.□	250 x 250 x 40	2910.5050.50.□	500 x 500 x 50	2910.8050.63.□	800 x 500 x 63
2910.3116.32.□	315 x 160 x 32	2910.6331.32.□	630 x 315 x 32	2910.8063.32.□	800 x 630 x 32
2910.3116.40.□	315 x 160 x 40	2910.6331.40.□	630 x 315 x 40	2910.8063.40.□	800 x 630 x 40
2910.3116.50.□	315 x 160 x 50	2910.6331.50.□	630 x 315 x 50	2910.8063.50.□	800 x 630 x 50
2910.3120.32.□	315 x 200 x 32	2910.6331.63.□	630 x 315 x 63	2910.8063.63.□	800 x 630 x 63

订购示例:

铝板 ~ISO 6753-1	=	2910.
长度 L	400 mm =	40
宽 B	400 mm =	40.
厚度 T	40 mm =	40.
规格 FORM	已锯切 =	0
订购编号	=	2910. 40 40. 40. 0