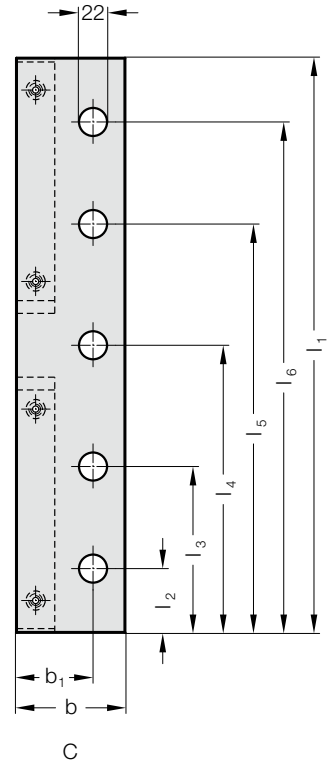
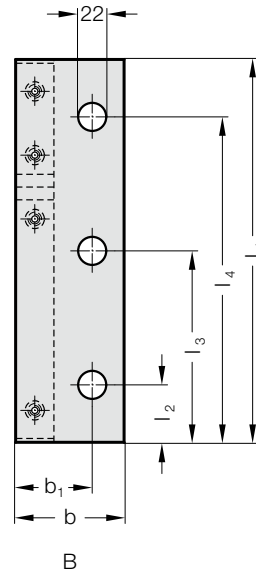
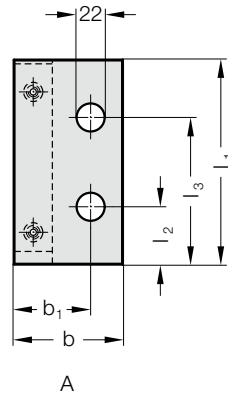
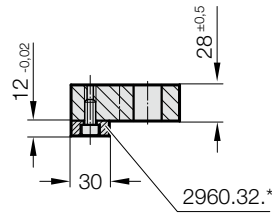


# RETAINING PLATE WITH SLIDING PAD, STEEL / STEEL WITH SINTERLAYER, ACCORDING TO VW



2961.30.55.



**Material:**

Retaining plate: Steel  
 Sliding pad: Steel with sinterlayer

**Execution:**

The retaining plate with sliding pad consists of:

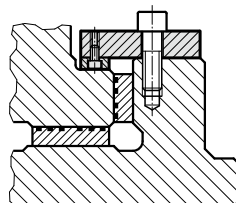
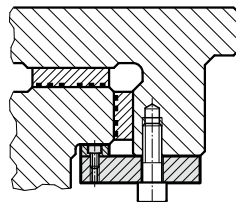
- Retaining plate
- Sliding pad 2960.32.\*
- Cylindrical screw according to DIN EN ISO 4762 M8x16 (x2, x4)

**Note:**

Supplied without screws.  
 Retaining plate cannot be ordered separately.  
 \*Sliding pad 2960.32. can be ordered separately in case of wear.

**Fixing:**

Use socket cap screws DIN EN ISO 4762 M20.



## RETAINING PLATE WITH SLIDING PAD, STEEL / STEEL WITH SINTERLAYER, ACCORDING TO VW

### 2961.30.55. Retaining plate with sliding pad, Steel / Steel with sinterlayer, according to VW

Order No	Shape	b	b <sub>1</sub>	l <sub>1</sub>	l <sub>2</sub>	l <sub>3</sub>	l <sub>4</sub>	l <sub>5</sub>	l <sub>6</sub>	Number of screw holes
2961.30.55.085.28.160	A	85	60	160	45	115	-	-	-	2
2961.30.55.085.28.200	A	85	60	200	45	155	-	-	-	2
2961.30.55.085.28.250	B	85	60	250	45	125	225	-	-	3
2961.30.55.085.28.300	B	85	60	300	45	150	255	-	-	3
2961.30.55.085.28.350	B	85	60	350	45	175	305	-	-	3
2961.30.55.085.28.400	C	85	60	400	45	125	200	275	355	5
2961.30.55.085.28.450	C	85	60	450	50	130	225	320	400	5
2961.30.55.085.28.500	C	85	60	500	50	130	250	370	450	5
2961.30.55.125.28.160	A	125	75	160	45	115	-	-	-	2
2961.30.55.125.28.200	A	125	75	200	45	155	-	-	-	2
2961.30.55.125.28.250	B	125	75	250	45	125	225	-	-	3
2961.30.55.125.28.300	B	125	75	300	45	150	255	-	-	3
2961.30.55.125.28.350	B	125	75	350	45	175	305	-	-	3
2961.30.55.125.28.400	C	125	75	400	45	125	200	275	355	5
2961.30.55.125.28.450	C	125	75	450	50	130	225	320	400	5
2961.30.55.125.28.500	C	125	75	500	50	130	250	350	450	5