

Interior installation

Component shelves for attachment to the 19" system punchings

Component shelf, 482.6 mm (19") installation

Enclosures with two 482.6 mm (19") mounting levels for TS and for upgrading existing DK-TS applications

Depending on their depth, the component shelves have several attachment points, so the distance between the 482.6 mm (19") mounting angles is variable within certain limits. Each component shelf secured in this way can be retrospectively upgraded to full withdrawal using telescopic slides. For this purpose, the telescopic slides are screw-fastened in place of the spacers.

Load capacity:

- 50 kg surface load, static

Material:

- Sheet steel

Colour:

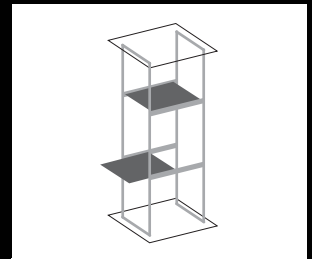
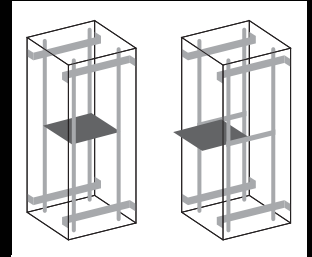

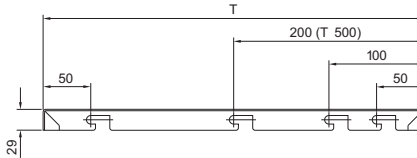
- RAL 7035

Supply includes:

- Assembly parts

! Also required:

- Adaptor for L-shaped mounting angles TS, see page 632
- Installation kit, depth variable 7063.850, for flexible mounting on L-shaped mounting angles, see page 631



Component shelf width mm	409	409	409	409
Component shelf depth mm	400	500	600	700
Distance between levels (X)	348/398	348/448/498	448/548/598	548/648/698
Model No.	7144.035	7145.035	7145.635	7145.735

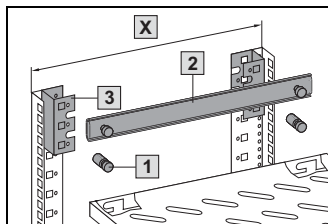
+ Accessories:

Telescopic slides for 50 kg, see page 632	7061.000	7081.000	7161.000	7161.700
Handles for component shelf, see page 633	5501.730	5501.730	5501.730	5501.730
Hinged cable support	see page 633			

For TS:

Note for installation in network enclosures based on TS, L-shaped mounting angle:

If L-shaped mounting angles are used, adaptor 7827.300, see page 632, is required.

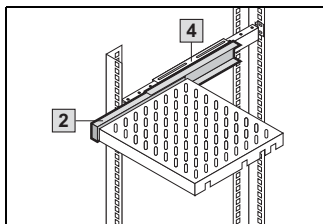


- 1 Spacers
- 2 Telescopic slides
- 3 Adaptors
- X Distance between levels

For TS, 482.6 mm (19") system punchings:

Note regarding flexible installation between two L-shaped mounting angles:

May be mounted directly on the 482.6 mm (19") system punchings using the depth-variable installation kit, 7063.850, see page 631.



- 2 Telescopic slides
- 4 Installation kit, depth-variable