

OM adaptors



Busbar system Page 212 **Connection adaptors** Page 216 **Fuse elements** Page 236

Material:

- Polyamide (PA 6.6)
- Fire protection corresponding to UL 94-V0




Technical details:

Available on the Internet

Colour:

- Chassis: RAL 7035

Rated current max. 25 A, with plug-in cable outlet

					
Rated current max. A	Packs of	25	25	25	Page
Rated operating voltage V, ~		690, 3~	690, 3~	690, 3~	
Number of poles		3-pole	3-pole	3-pole	
Connection of round conductors mm ²		1.5 - 4	1.5 - 4	1.5 - 4	
With support frame mm		45 x 170	55 x 170	45 x 237	
With support frame support		-	-	■	
With PinBlock		-	-	■	
Support rails Qty/height mm		2 / 10	2 / 10	1 / 10	
Support rail version		TS 45D TS 45D-V	TS 55D TS 55D-V	TS 45C	
Width mm		45	55	45	
Height mm		208	208	292	
For bar systems with centre-to-centre spacing mm		60	60	60	
For bar thickness mm		5/10	5/10	5/10	
Model No.	1 pc(s).	9340.910	9340.930	9340.900	
Product-specific supply scope					
Connector with connection facility for 3 main contacts (1.5 – 4 mm ²)		■	■	-	
Sub-unit with connection facilities for 3 main contacts (1.5 – 4 mm ²) and 8 auxiliary contacts (0.5 – 2.5 mm ²) including connectors		-	-	■	
Accessories					
Cable set		see page	see page	see page	260
Support rails		from page	from page	from page	259