代码	材质	表面处理
WX-DY	6063-T5	电泳

- 提供可选加工服务。
- 切断面未进行氧化处理。

- L长度公差
- 最大使用长度：5800~5850mm;
整条标准长度：6000~6020mm。

(当L>1000mm时，长度尺寸公差±0.5)

WX-DY-6-1530A

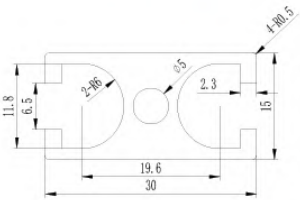
4-R0.5
11.8
6.5
2-R6
⌀5
2.3
15
19.6
30

WX-DY-6-1530B

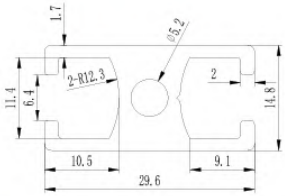
1.7
⌀5.2
11.4
6.4
2-R12.3
2
14.8
10.5
9.1
29.6

WX-DY-6-1530C

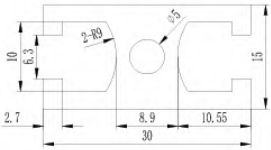
10
6.3
2-R9
⌀5
15
2.7
8.9
10.55
30

WX-DY-6-1560A

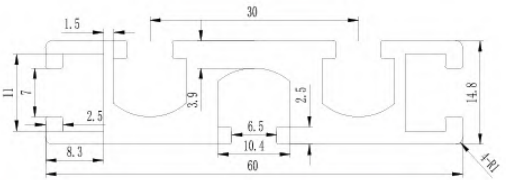
30
1.5
11
7
3.9
2.5
2.5
14.8
6.5
10.4
8.3
60
4-R1

WX-DY-1590A

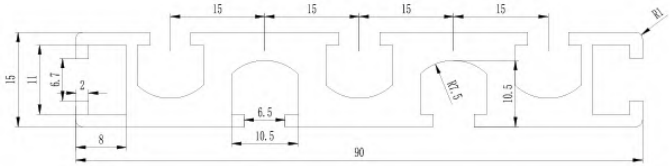
15
15
15
15
R1
15
11
6.7
2
R7.5
10.5
6.5
10.5
8
90

WX-DY-1329A

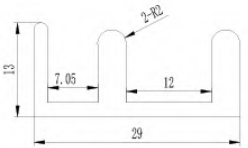
2-R2
13
7.05
12
29

WX-DY-1333A

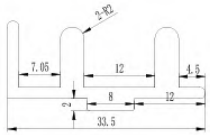
2-R2
7.05
12
4.5
2
8
12
33.5

WX-DY-1350A

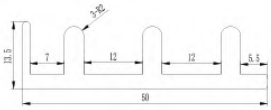
3-R2
13.5
7
12
12
5.5
50

WX-DY-8-2040A

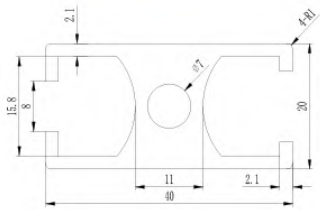
2.1
4-R1
⌀7
15.8
8
20
11
2.1
40

WX-DY-8-2040B

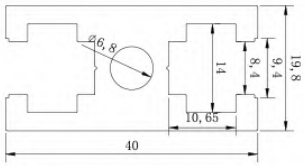
⌀6.8
14
8.4
9.4
19.8
10.65
40

WX-DY-2525A

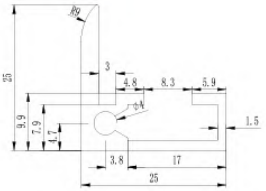
R9
25
3
4.8
8.3
5.9
⌀4
1.5
9.9
7.9
4.7
3.8
17
25

WX-DY-2530A

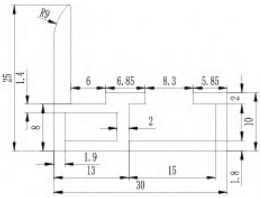
R9
25
1.4
6
6.85
8.3
5.85
2
8
2
10
1.9
13
15
1.8
30

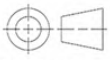

标准视角：第一视角

代码	材质	表面处理
WX-DY	6063-T5	电泳

- 提供可选加工服务。
- 切断面未进行氧化处理。

- L长度公差
- 最大使用长度：5800~5850mm;
整条标准长度：6000~6020mm。

(当L>1000mm时，长度尺寸公差±0.5)

WX-DY-6-3030A

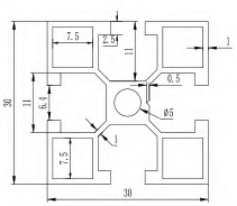
7.5
2.5
11
1
0.5
30
11
6.4
⌀5
1
7.5
30

WX-DY-6-3030B

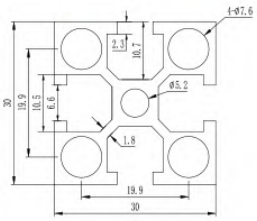
4-⌀7.6
2.3
10.7
⌀5.2
30
19.9
10.5
6.6
1.8
19.9
30

WX-DY-6-3030C

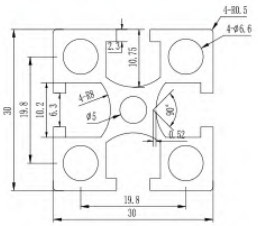
4-R0.5
4-⌀6.6
2.3
10.75
4-R8
⌀5
90°
30
19.8
10.2
6.3
0.52
19.8
30

WX-DY-6-3060A

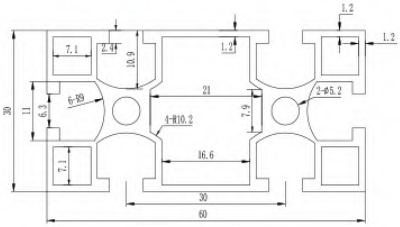
1.2
1.2
7.1
2.4
10.9
1.2
2-⌀5.2
6-R9
21
30
11
6.3
4-R10.2
7.9
16.6
7.1
30
60

WX-DY-6-3060A

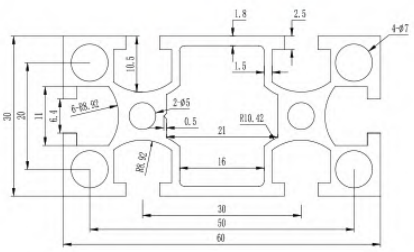
1.8
2.5
4-Φ7
10.5
1.5
6-R8.92
2-Φ5
0.5
R10.42
21
16
30
50
60

WX-DY-6-3060B

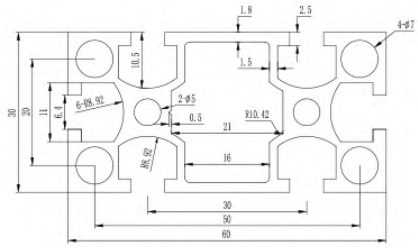
1.8
2.5
4-Φ7
10.5
1.5
6-R8.92
2-Φ5
0.5
R10.42
21
16
30
50
60

WX-DY-6-3060C

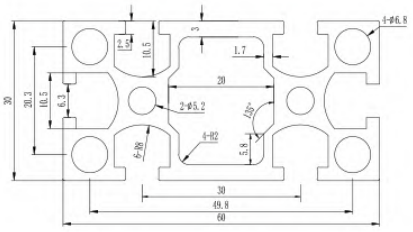
4-Φ6.8
1.7
20
2-Φ5.2
4-R2
135°
30
49.8
60

WX-DY-6-3060D

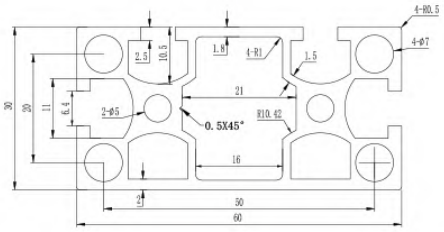
4-R0.5
4-Φ7
2.5
10.5
1.8
4-R1
1.5
21
2-Φ5
0.5X45°
R10.42
16
50
60

WX-DY-6-3060E

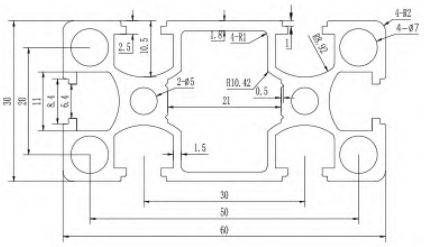
4-R2
4-Φ7
2.5
10.5
1.8
4-R1
2-Φ5
R10.42
0.5
21
1.5
30
50
60

WX-DY-6-3090A

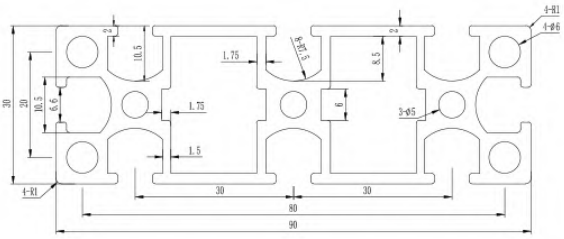
4-R1
4-Φ6
10.5
1.75
8.5
3-Φ5
1.5
4-R1
30
30
80
90

WX-DY-6-6060A

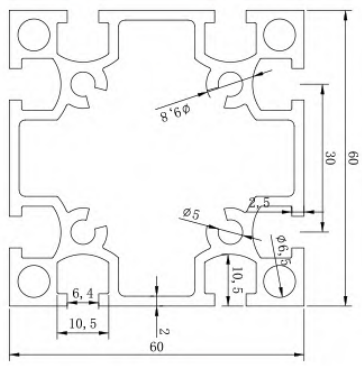
Φ9.8
30
60
Φ5
2.5
Φ6.5
6.4
10.5
10.5
2
60

WX-DY-6-6060B

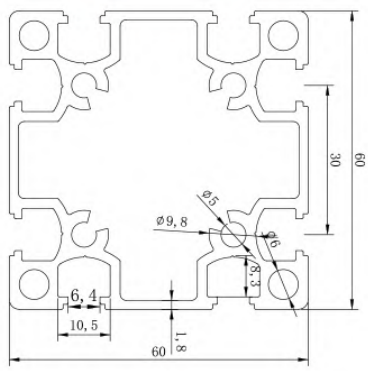
30
60
Φ5
Φ9.8
Φ6
8.3
6.4
10.5
60
1.8

WX-DY-6-6060C

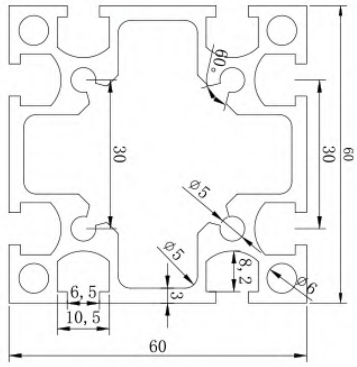
60°
30
30
60
Φ5
Φ5
8.2
Φ6
3
6.5
10.5
60

WX-DY-6-6060D

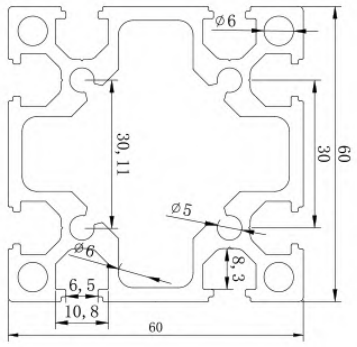
Φ6
30.11
30
60
Φ5
Φ6
8.3
6.5
10.8
60

WX-DY-6-L6630A

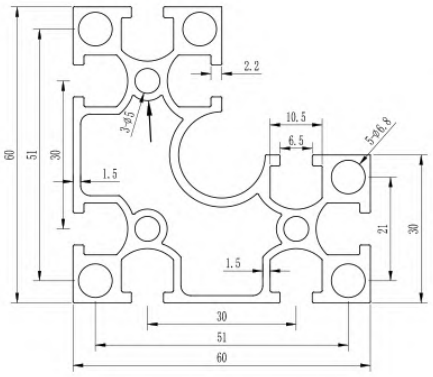
2.2
3-Φ5
10.5
6.5
5-Φ6.8
1.5
60
51
30
21
30
1.5
30
51
60

WX-DY-6-R6630A

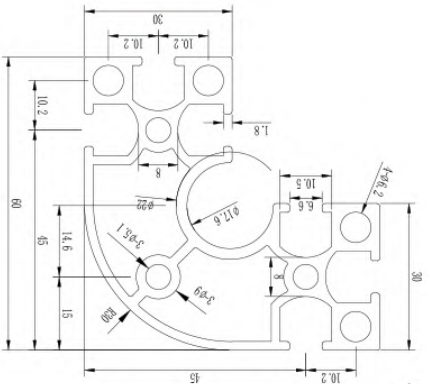
30
10.2
10.2
10.2
1.8
8
Φ22
Φ17.6
10.5
6.6
4-Φ6.2
60
45
14.6
15
3-Φ5.1
R30
3-Φ6
8
30
45
10.2

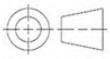

标准视角：第一视角

代码	材质	表面处理
WX-DY	6063-T5	电泳

❗ 提供可选加工服务。

❗ 切断面未进行氧化处理。

❗ L长度公差

❗ 最大使用长度：5800~5850mm;
整条标准长度：6000~6020mm。

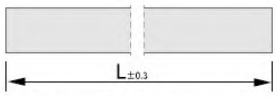

(当L>1000mm时，长度尺寸公差±0.5)

WX-DY-8-4040A

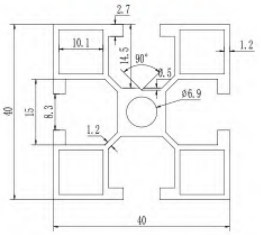
2.7
10.1
14.5
90°
0.5
1.2
40
15
8.3
ø6.9
1.2
40

WX-DY-8-4040B

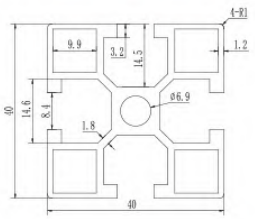
4-R1
9.9
3.2
14.5
1.2
40
14.6
8.4
ø6.9
1.8
40

WX-DY-8-4040C

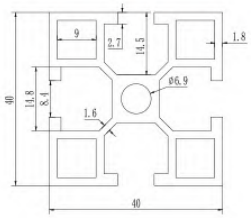
9
2.7
14.5
1.8
40
14.8
8.4
ø6.9
1.6
40

WX-DY-8-4040D

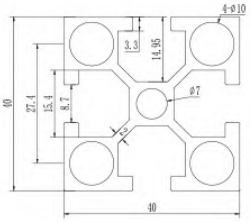
4-ø10
3.3
14.95
40
27.4
15.4
8.7
ø7
5
40

WX-DY-8-4040D

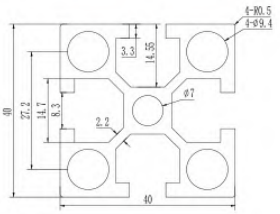
4-R0.5
4-ø9.4
3.3
14.35
40
27.2
14.7
8.3
ø7
2.2
40

WX-DY-8-4040F

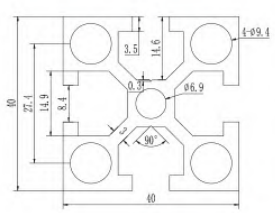
3.5
14.6
4-ø9.4
40
27.4
14.9
8.4
0.3
ø6.9
5
90°
40

WX-DY-8-4040H

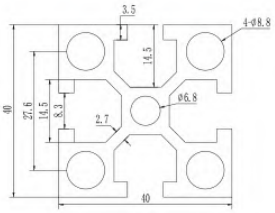
3.5
4-ø8.8
14.5
40
27.6
14.5
8.3
ø6.8
2.7
40

WX-DY-8-4040I

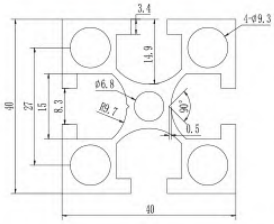
3.4
4-ø9.3
14.9
40
27
15
8.3
ø6.8
R9.7
90°
0.5
40

WX-DY-8-4040J

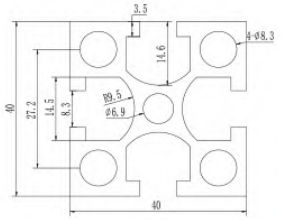
3.5
14.6
4-ø8.3
40
27.2
14.5
8.3
R9.5
ø6.9
40

WX-DY-8-4040K

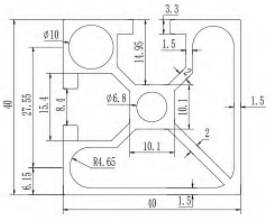
3.3
ø10
14.95
1.5
40
27.55
15.4
8.4
ø6.8
10.1
1.5
2
10.1
R4.65
6.15
40
1.5

WX-DY-8-4080A

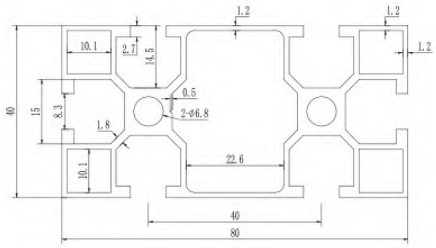
1.2
1.2
10.1
2.7
14.5
1.2
40
15
8.3
0.5
2-ø6.8
1.8
10.1
22.6
40
80

WX-DY-8-4080B

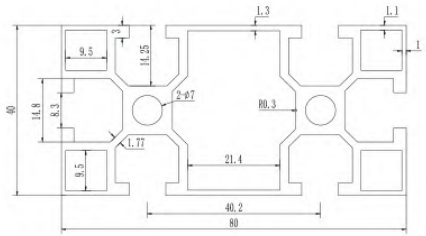
1.3
1.1
3
9.5
14.25
1
40
14.8
8.3
2-ø7
R0.3
1.77
9.5
21.4
40.2
80

WX-DY-8-4080C

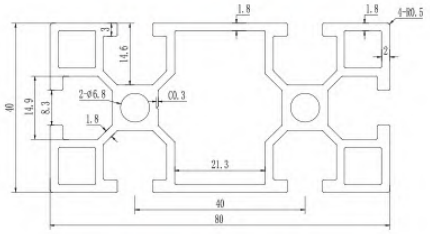
1.8
1.8
4-R0.5
3
14.6
2
40
14.9
8.3
2-ø6.8
C0.3
1.8
21.3
40
80

WX-DY-8-4080D

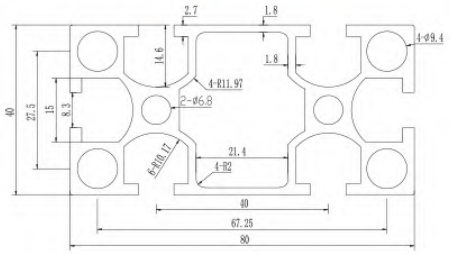
2.7
1.8
4-ø9.4
14.6
1.8
40
27.5
8.3
4-R11.97
2-ø6.8
6-R10.17
21.4
4-R2
40
67.25
80

WX-DY-8-4080E

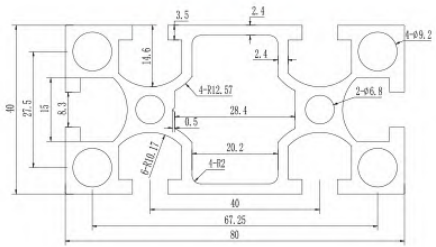
3.5
2.4
4-ø9.2
14.6
2.4
40
27.5
15
8.3
4-R12.57
28.4
2-ø6.8
0.5
6-R10.17
20.2
4-R2
40
67.25
80

WX-DY-8-4080F

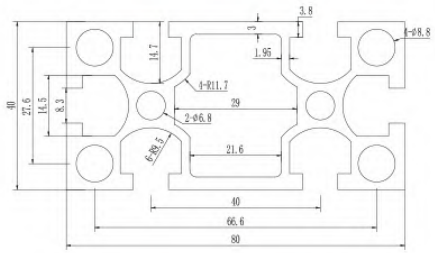
3.8
3
4-ø8.8
14.7
1.95
40
27.6
14.5
8.3
4-R11.7
29
2-ø6.8
6-R9.5
21.6
40
66.6
80

WX-DY-8-4080G

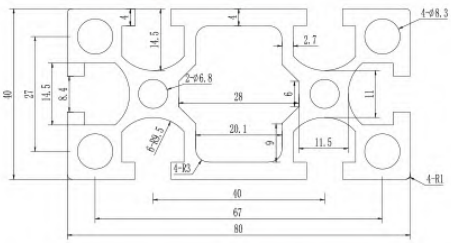
4
4
4-ø8.3
14.5
2.7
40
27
14.5
8.4
2-ø6.8
28
6
11
6-R9.5
20.1
9
11.5
4-R3
4-R1
40
67
80

WX-DY-8-4080H

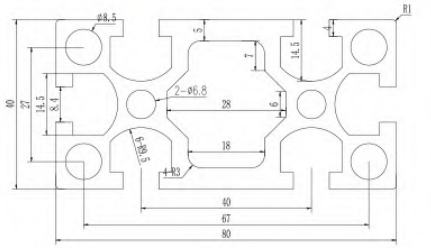
R1
ø8.5
5
4
14.5
7
40
27
15
8.4
2-ø6.8
28
6
6-R9.5
18
4-R3
40
67
80

WX-DY-8-4080I

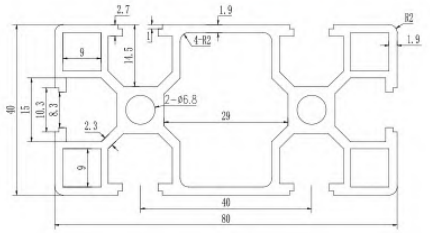
2.7
1.9
R2
1
4-R2
1.9
9
14.5
40
15
10.3
8.3
2-ø6.8
29
2.3
9
40
80

WX-DY-8-40120A

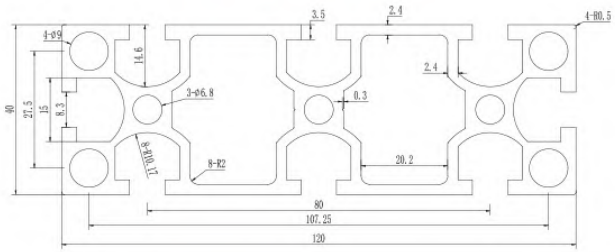
3.5
2.4
4-R0.5
4-ø9
14.6
2.4
40
27.5
15
8.3
3-ø6.8
0.3
6-R10.17
8-R2
20.2
80
107.25
120

WX-DY-8-R4040A

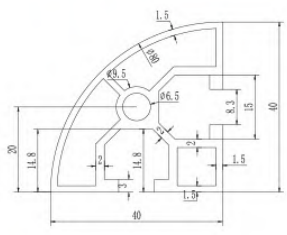
1.5
80
ø9.5
ø6.5
8.3
15
40
2
20
14.8
2
14.8
2
1.5
3
1.5
40

WX-DY-8-8080A

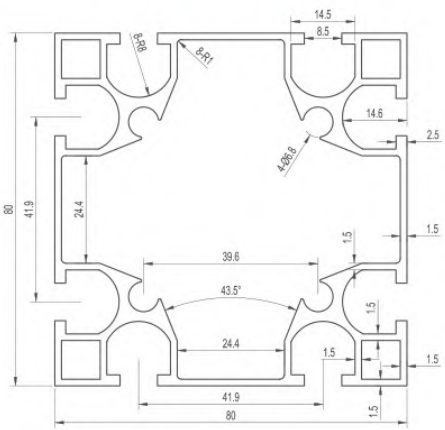
14.5
8.5
8-R8
8-R1
14.6
2.5
4-Ø6.6
80
41.9
24.4
39.6
1.5
1.5
43.5°
24.4
1.5
1.5
1.5
41.9
80
1.5

WX-DY-8-8080B

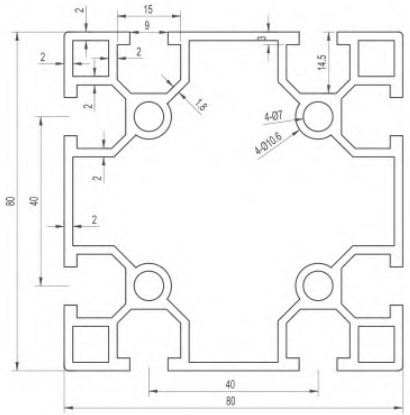
2
15
9
2
2
3
14.5
1.8
4-Ø7
4-Ø10.6
2
80
40
2
2
40
80

WX-DY-8-8080C

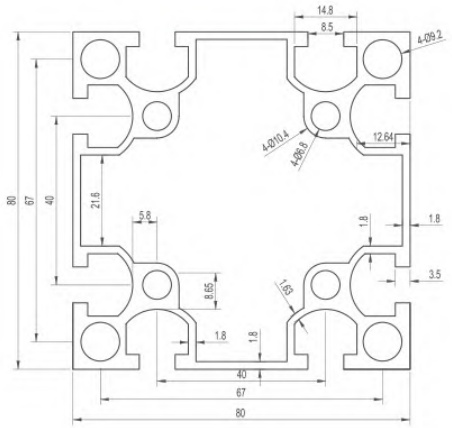
14.8
8.5
4-Ø9.2
80
67
40
21.6
4-Ø10.4
4-Ø6.8
12.64
5.8
1.8
1.8
8.65
1.63
3.5
1.8
1.8
40
67
80

WX-DY-8-8080D

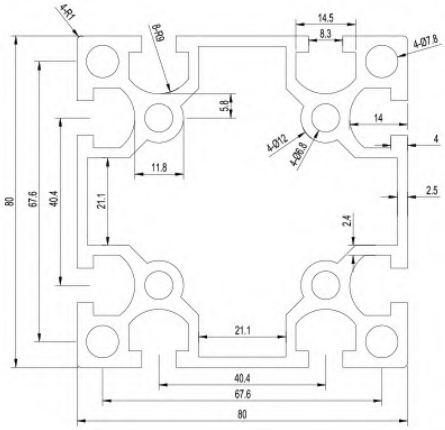
4-R1
8-R9
14.5
8.3
4-Ø7.8
5.8
14
4-Ø12
4-Ø6.8
4
11.8
80
67.6
40.4
21.1
2.5
2.4
21.1
40.4
67.6
80

WX-DY-8-8080E

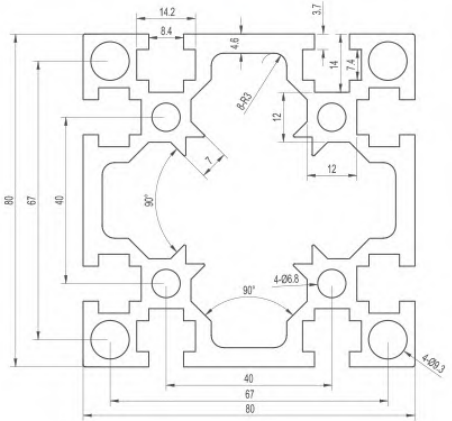
14.2
8.4
3.7
4.6
8-R3
14
7.4
12
7
12
80
67
40
90°
90°
4-Ø6.8
4-Ø9.3
40
67
80

WX-DY-8-8080F

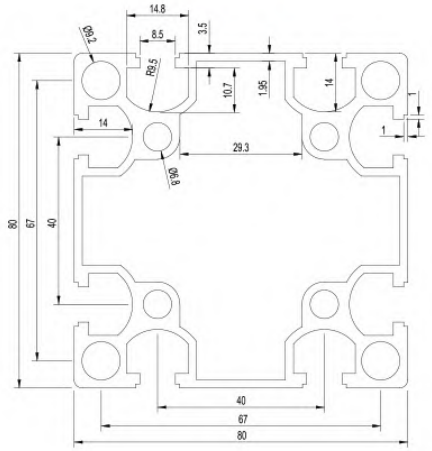
14.8
8.5
3.5
Ø9.2
R9.5
10.7
1.95
14
14
29.3
Ø6.8
1
1
80
67
40
40
67
80

WX-DY-8-L8840A

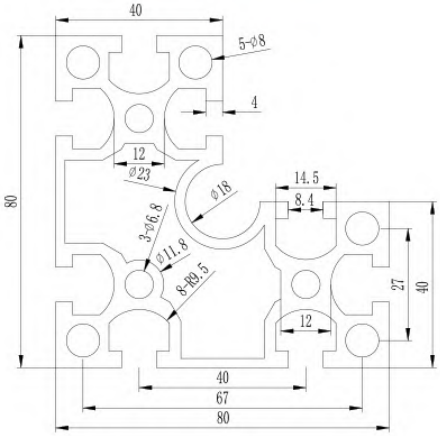
40
5-Ø8
4
12
Ø23
Ø18
14.5
8.4
80
3-Ø6.8
Ø11.8
8-R9.5
27
40
12
40
67
80

WX-DY-8-R8840A

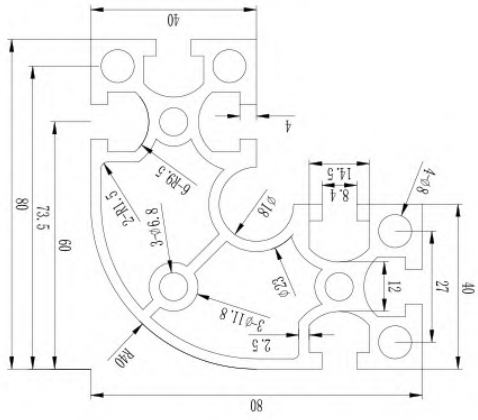
40
4
14.5
8.4
4-Ø8
6-R9.5
2-R1.5
Ø18
3-Ø6.8
80
73.5
60
Ø23
12
27
40
3-Ø11.8
2.5
R40
80

标准视角：第一视角

端面螺纹孔加工

加工位置	左端面	右端面	两端面
代码	LM	RM	DM
加工位置图列			
			
			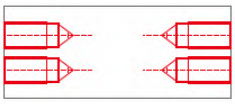
	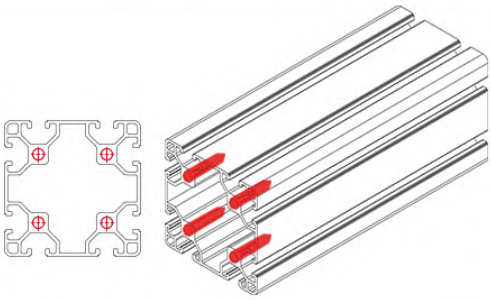	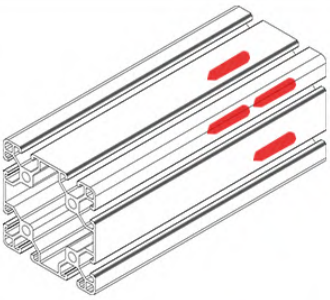	
	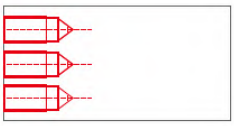	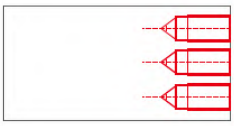	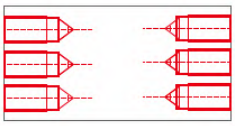
	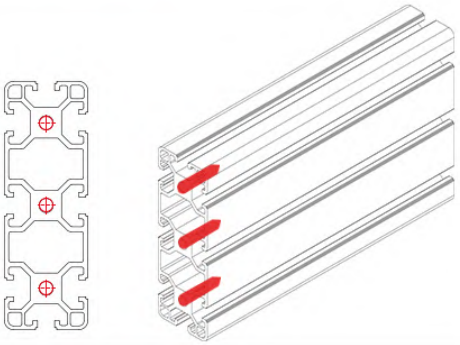		

■订货范围：加工位置如图 1

WX-OB-8-4040A-L-LM
- LM：左端面螺纹孔
- L：型材长度
- 4040A：型材规格
- WX-OB-8：型材代码

■可选加工的并用

可同时选定多个可选加工，选型示例如下：

WX-OB-8-4040A-L-DM（如图 2）

WX-OB-8-4040A-L-LM-RS（如图 3）

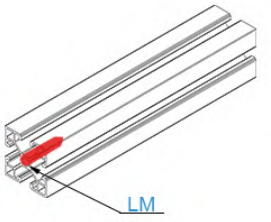

图 1

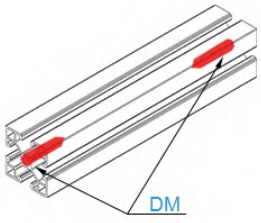

图 2

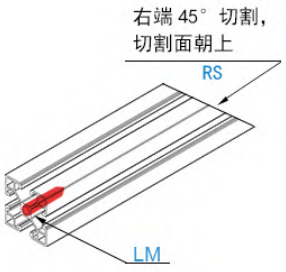
右端 45° 切割，
切割面朝上
RS
LM

图 3

!注意事项

1. 需加工端面螺纹孔时请指定其加工方向。
2. 端面螺纹孔的数量跟距型材种类（端面螺纹孔的数量）而不同。
3. 端面标准螺纹孔深度见下表（特殊深度要求，需备注说明）：

螺纹大小	标准螺纹深度	螺纹大小	标准螺纹深度
M3	8mm	M8	20mm
M4	10mm	M10	24mm
M5	12mm	M12	28mm
M6	15mm	M14	36mm

使用示例

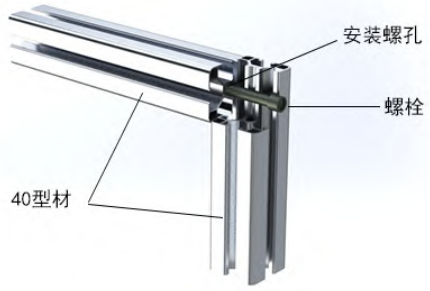
安装螺孔
螺栓
40型材

螺栓沉头孔加工				
加工位置	左端水平沉头孔	右端水平沉头孔	左端垂直沉头孔	右端垂直沉头孔
代码	LD	RD	LE	RE
加工位置图列				
				
			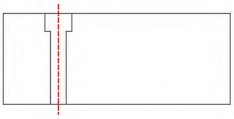	
	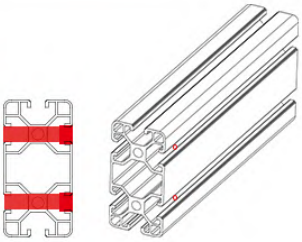		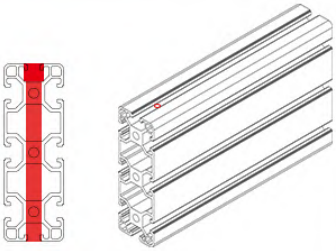	
				
	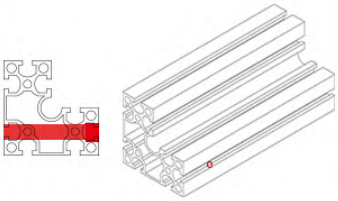	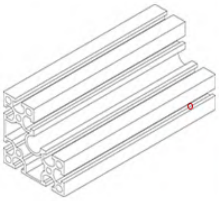	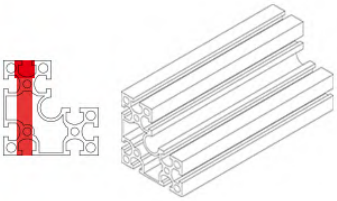	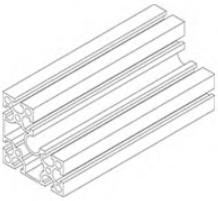

■订货范例如下（见右图）

当加工一个沉头孔时：

WX-OB-8-4040A-L-LE-Z5-A50

A50：左端面到通孔中心的尺寸
Z5：沉头孔尺寸
LE：左端垂直沉头孔
L：型材长度
4040A：型材规格
WX-OB-8：型材代码

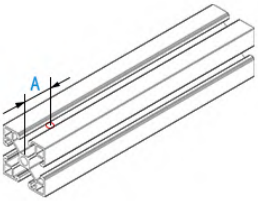

默认加工面的槽均加工，客户如有其他要求，下单请附图备注说明。

可在任意位置开通孔，且通孔距离端面的距离均为：0~6000mm。

■指定沉头孔参数表

指定型材	沉头孔尺寸(Z)	D	d	H
槽宽6.2-6.3	5	5.5	9.5	5.5
	6	6.5	11	6.5
槽宽8.2-8.3	8	9	14	8.5
槽宽10.2	12	13	20	12.5

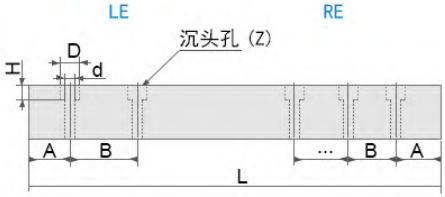
LE
RE
沉头孔（Z）
H
D
d
A
B
…
B
A
L

最小单位0.5mm；靠近端面的第一个孔距离端面不能小于7mm（即A≧7mm）。

■可选加工的并用

可同时选定多个可选加工，选型示例如下：

WX-OB-8-3030A-L1000-LE-A50-B100-LD-A80-B120-RS（如图）

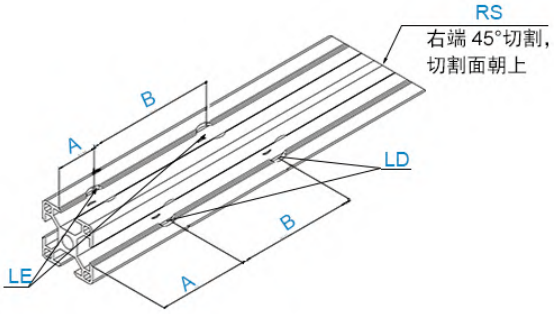
RS
右端 45°切割，
切割面朝上
B
A
LD
B
A
LE

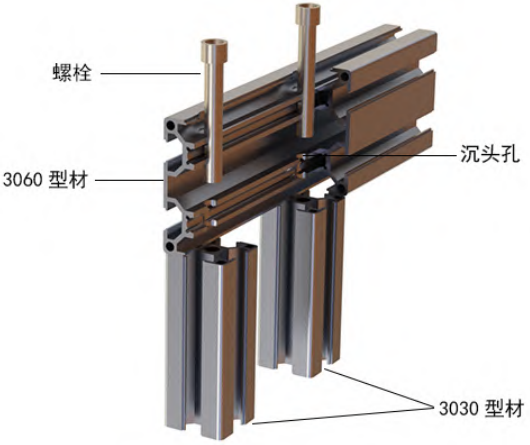
螺栓
3060 型材
沉头孔
3030 型材

内置连接件安装盲孔加工								
加工位置	左端水平盲孔	右端水平盲孔	左端水平双边盲孔	右端水平双边盲孔	左端垂直盲孔	右端垂直盲孔	左端垂直双边盲孔	右端垂直双边盲孔
代码	LP	RP	LDP	RDP	LQ	RQ	LDQ	RDQ
								
	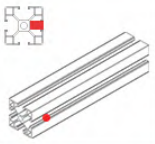		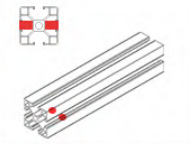	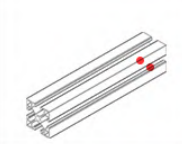	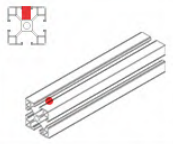		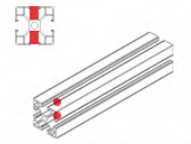	
								
	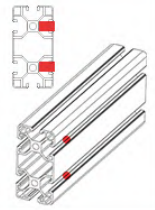		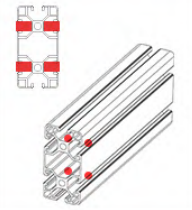		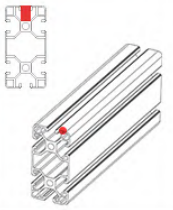		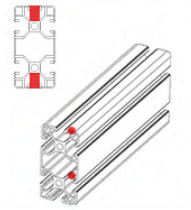	
								
加工位置图例	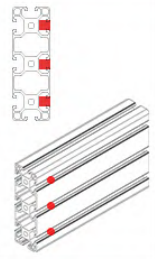		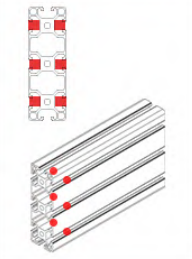		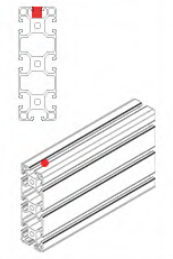		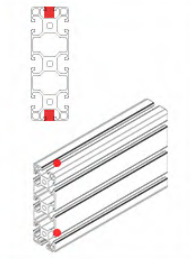	

■订货范例（见右图）

当加工一个通孔时：

WX-OB-8-4040A-L-LP

内置连接件安装盲孔 · 左端水平盲孔
型材长度
型材规格
型材代码

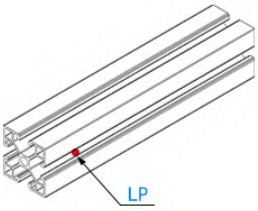

默认加工面的槽均加工，客户如有其他要求，下单请附图备注说明。

■型材不同加工面。对应加工尺寸内容

型材规格	G	H	D	配套螺栓	型材加工尺寸图
边长20	13	ϕ 12.5	9	M4-L16	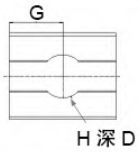
边长30	16	ϕ 15	12.5	M6-L20	
边长40	19	ϕ 19	18	M8-L25	
边长45/50/60	19	ϕ 19	18	M8-L25	

使用示例


内置连接件
四方螺母
螺栓
内置连接件安装盲孔

可同时选定多个可选加工，选型示例如下：

WX-OB-8-4040A-L-LP-RQ（如图 1）
WX-OB-8-4040A-L-LP-RM（如图 2）
WX-OB-8-4040A-L-LP-RE-A300-B350-RS（如图 3）

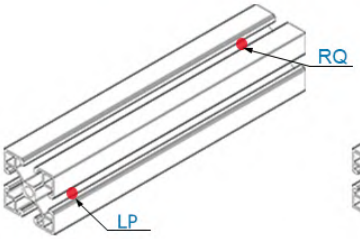

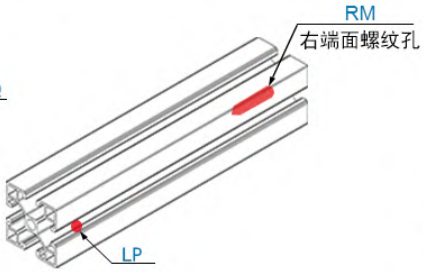
RM
右端面螺纹孔
LP

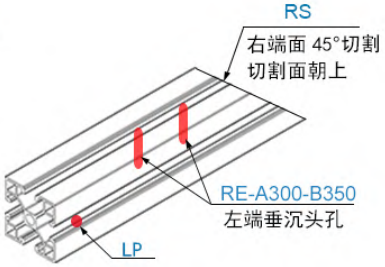
RS
右端面 45°切割
切割面朝上
RE-A300-B350
左端垂沉头孔
LP

加工位置	45°切割							
	切割面朝上		切割面朝下		切割面朝前		切割面朝后	
	左端	右端	左端	右端	左端	右端	左端	右端
代码	LS	RS	LX	RX	LV	RV	LH	RH
加工位置图列		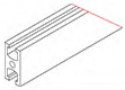	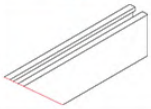	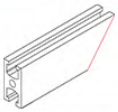				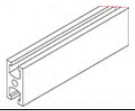
		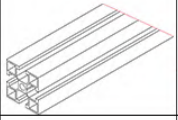	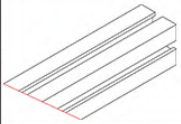	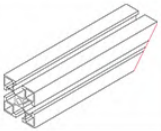				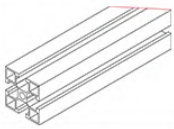
				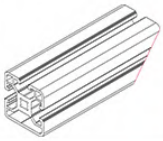				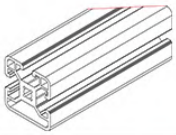
		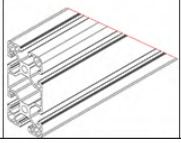						

■订货范例（见右图）

当加工一个通孔时：

WX-DY-6-3030A-L-LV

45°切割 · 切割面朝上 · 左端
型材长度
型材规格
型材代码

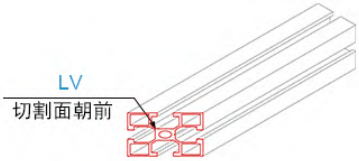

默认加工面的槽均加工，客户如有其他要求，下单请附图备注说明。

使用示例

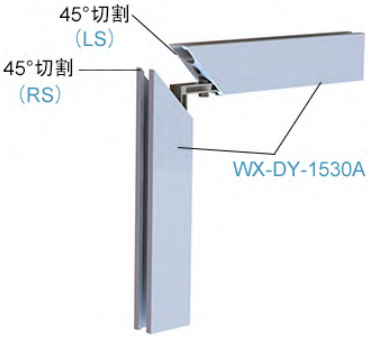
45°切割
(LS)
45°切割
(RS)
WX-DY-1530A

■型材不同加工面。对应加工尺寸内容

可同时选定多个可选加工，选型示例如下：

WX-DY-6-3030-L-LS-RS（如图 1）
WX-DY-6-3030-L-LV-Z5-A200（如图 1）

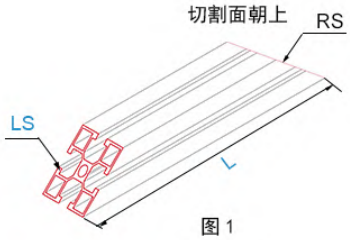
切割面朝上
RS
LS
L

图 1

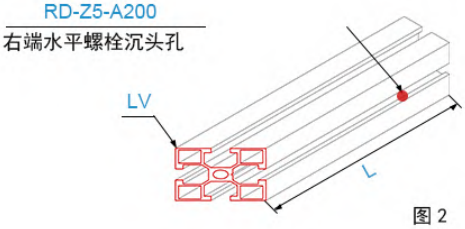
RD-Z5-A200
右端水平螺栓沉头孔
LV
L

图 2